PDF Eraser Free

V&G. bv.

Ball valves for industry & HVAC

Butterfly valves for industry, HVAC & waterworks



Other valves for industry, HVAC & waterworks



Automation

Pressure control, process & instrumentation

Connections for industry, HVAC & waterworks

PDF Eraser Free

V&G. bv.



Valves for building

Connections for building

Heating & ventilation

Plumbing

Taps

Pumps & Garden

Brass ball valves

PDF Eraser Free

Heavy duty

2014/68/EU Directive - Risk category I / module A - Nickel-plated CW617N brass body - Chrome-plated brass ball - PTFE seats & gland pack - EPDM o-ring - Full bore - Anti-blowout stem up to 2" - PS: see tables - TS: -10°C/+120°C.

CE ISO 9001

Female/female

576 - Red steel lever
523 - Red butterfly handle

Ø	1/8"	1/4"	3/8"	1/2"	3/4"	1"	1"1/4	1"1/2	2"	2"1/2	3"	4"
PS (bar)	40	40	40	40	40	40	32	30	25	16	16	16
576 code	576001	576002	576003	576004	576005	576006	576007	576008	576009	576010	576011	576012
523 code	-	523002	523003	523004	523005	523006	-	-	-	-	-	-

Male/female

527 - Red steel lever
537 - Red butterfly handle

Ø	1/4"	3/8"	1/2"	3/4"	1"	1"1/4	1"1/2	2"
PS (bar)	40	40	40	40	40	32	30	25
527 code	527002	527003	527004	527005	527006	527007	527008	527009
537 code	537002	537003	537004	537005	537006	-	-	-

Male/male

538 - Red steel lever
548 - Red aluminium butterfly handle

Ø	3/8"	1/2"	3/4"	1"
PS (bar)	40	40	40	40
538 code	538003	538004	538005	538006
548 code	548003	548004	548005	548006

Female/female

521 - Black lever or butterfly handle

NPS	1/4"	3/8"	1/2"	3/4"	1"
PS (bar)	40	40	40	40	40
lever code	521002	521003	521004	521005	521006
butterfly handle code	521012	521013	521014	521015	521016

Dry cleaned for oxygen service

2014/68/EU Directive - Risk category I / module A - Nickel-plated CW617N brass body - PTFE seats & gland pack - Full bore - Anti-blowout stem - PS: see tables - TS: -20°C/+120°C - Supplied with caps inside sealed bags up to 1".

CE ISO 9001

Female/female

520 - White lever - Female/female
561 - White butterfly handle - Female/female

Ø	1/4"	3/8"	1/2"	3/4"	1"	1"1/4	1"1/2	2"
PS (bar)	40	40	40	40	40	32	30	20
520 code	520002	520003	520004	520005	520006	520007	520008	520009
561 code	561002	561003	561004	561005	561006	-	-	-

Male/male

50200 - White lever - Male/male
50201 - White butterfly handle - Male/male

Ø	3/8"	1/2"	3/4"	1"	1"1/4	1"1/2	2"
PS (bar)	40	40	40	40	32	30	20
50200 code	502003	502004	502005	502006	502007	502008	502009
50201 code	502013	502014	502015	502016	-	-	-

Brass ball valves

PDF Eraser Free

Gas service

GAS

Excluded from 2014/68/EU Directive (article 1, §2.f) - Valve for public gas network XPE 29141- MOP 5 category - CW617N brass body - Chrome-plated brass ball - PTFE seats - NBR o-ring - Full bore - Anti-blowout stem - PS: 5 bar - TS: -5°C/+60°C.

NF ISO 9001

620 - Yellow steel lever BSP

Ø	1/2"	3/4"	1"	1"1/4	1"1/2	2"
PS (bar)	5	5	5	5	5	5
code	620004	620005	620006	620007	620008	620009

Compressed air service

COMPRESSED AIR

2014/68/EU Directive - Risk category I / module A - Nickel-plated CW617N brass body - Chrome-plated brass ball - PTFE seats & gland pack - FKM o-ring - Full bore - Anti-blowout stem - PS: see tables - TS: -10°C/+120°C.

CE ISO 9001

Female/female



VS 40 - Blue steel lever BSP
VS 42 - Blue aluminium butterfly handle BSP

Ø	1/4"	3/8"	1/2"	3/4"	1"	1"1/4	1"1/2	2"
PS (bar)	40	40	40	40	40	30	30	25
VS 40 code	-	-	179002	179003	179004	179005	179006	179007
VS 42 code	179020	179021	179022	179023	179024	-	-	-

Male/female



VS 41 - Blue steel lever BSP
VS 43 - Blue aluminium butterfly handle BSP

Ø	1/4"	3/8"	1/2"	3/4"	1"
PS (bar)	40	40	40	40	40
VS 41 code	-	-	179102	179103	179104
VS 43 code	179120	179121	179122	179123	179124

Locking device

2014/68/EU Directive - Risk category I / module A - Nickel-plated CW617N brass body - PTFE seats - Full bore - Tamper-resistant stem - 4 point locking device - On/off position indicator - PS: see tables.

CE ISO 9001



556 - Sferalock® - Female/female BSP

⚠ **Compressed air up to 20 bar only** - TS: -10°C/+120°C.

Ø	1/4"	3/8"	1/2"	3/4"	1"	1"1/4	1"1/2	2"
PS (bar)	40	40	40	40	40	30	25	20
code	556002	556003	556004	556005	556006	556007	556008	556009

557 - Sferalock® - Female/female with decompression hole BSP

⚠ **Compressed air up to 20 bar only** - TS: -10°C/+100°C.

Ø	1/4"	3/8"	1/2"	3/4"	1"
PS (bar)	40	40	40	40	40
code	557002	557003	557004	557005	557006

Reduction gear handle

IVR

2014/68/EU Directive - Risk category I / module A - Nickel-plated CW617 brass body - PTFE seats - NBR o-ring - Full bore - Anti-blowout stem - PS: see table - TS: -10°C/+90°C.

CE ISO 9001

531 - Reduction gear BSP

Ø	3/8"	1/2"	3/4"	1"	1"1/4	1"1/2	2"	2"1/2
PS (bar)	40	40	40	40	25	25	25	25
code	531003	531004	531005	531006	531007	531008	531009	531010

Cast iron & ductile iron ball valves

PDF Eraser Free

Split body

Cast iron

2014/68/EU Directive - Risk category I / module A - Flanged RF PN16 - GG25 body - Stainless steel ball - PTFE seat - Stem tightness: FKM - Full bore - Anti-blowout stem - Antistatic device - ISO pad - PS: 16 bar - TS: -10°C/+200°C -
⚠ **Not suitable for steam & compressed air - Only for fluids from group 2.**

CE | ISO 9001 | Compatible ATEX ZONE no source of ignition

507 - EN 558 series 27 except for DN125 and DN150 series 14

DN	15	20	25	32	40	50	65	80	100	125/S14	125/S15	150/S14	150/S15	200
face to face	115	120	125	130	140	150	170	180	190	200	325	210	350	400
code	507015	507020	507025	507032	507040	507050	507065	507080	507100	507125	507126	507150	507151	507200

505 - NF 29323

DN	40	50	65	80	100	125	150
face to face	136	142	154	160	172	186	200
code	505040	505050	505065	505080	505100	505125	505150

Ductile iron

NEW

2014/68/EU Directive - Risk category III / module H - Flanged RF PN16 - GGG40 body - Stainless steel ball - PTFE seat - Stem tightness: PTFE - Full bore - Anti-blowout stem - PS: 16 bar - TS: -10°C/+120°C -
⚠ **Not suitable for steam & compressed air - Only for fluids from group 2.**

CE 1521 | ISO 9001

507D - EN 558 serie 14 up to DN100 & series 15 from DN125

DN	15	20	25	32	40	50	65	80	100	125	150	200
face to face	115	120	125	130	140	150	170	180	190	325	350	400
code	507D015	507D020	507D025	507D032	507D040	507D050	507D065	507D080	507D100	507D126	507D151	507D200

not on stock, available late 2020.

Actuated cast iron ball valves

SECTORIEL

All our pneumatic actuated ball valves are designed for a compressed air supply of 6 bar - Other air supply pressure on request, please consult.
All our electric actuated ball valves are equipped with a 230V AC actuator as standard - Other power supply on request, please consult.
⚠ **ΔP max.: 10 bar -** actuators & automation complements, see page 161.

ISO 9001

507 - Pneumatic actuated cast iron ball valve

GG25 body - CF8M ball - TS: -10°C/+200°C.

double acting		
DN	actuator	code
40	ADA40	270226015101
50	ADA80	270227015102
65	ADA80	270228015102
80	ADA130	270229015103
100	ADA200	270230015104
125	ADA300	270231015105
150	ADA300	270232015105
200	ADA850	270233015107

spring return		
DN	actuator	code
40	ASR130	270226016103
50	ASR200	270227016104
65	ASR200	270228016104
80	ASR300	270229016105
100	ASR300	270230016105
125	ASR850	270231016107
150	ASR850	270232016107

NEW

double acting		
DN	actuator	code
15	RE51	270222017006R
20	RE51	270223017006R
25	RE51	270224017006R
32	RE51	270225017006R
40	RE76	270226017008R
50	RE76	270227017008R
65	RE76	270228017008R
80	RE86	270229017009R
100	RE101	270230017010R
125	RE116	270231017011R
150	RE126	270232017012R
200	RE161	270233017014R

NEW

spring return		
DN	actuator	code
15	RES64	270222017107R
20	RES64	270223017107R
25	RES76	270224017108R
32	RES76	270225017108R
40	RES86	270226017109R
50	RES101	270227017110R
65	RES101	270228017110R
80	RES116	270229017111R
100	RES146	270230017113R
125	RES161	270231017114R
150	RES180	270232017115R

PNEUMATIC

Actuated cast iron ball valves

PNEUMATIC

PDF Eraser Free

505 - Pneumatic actuated cast iron ball valve NF

GG25 body - CF8M ball - TS: -10°C/+200°C.

double acting		
DN	actuator	code
40	RE76	270206017008
50	RE76	270207017008
65	RE76	270208017008
80	RE86	270209017009
100	RE101	270210017010
125	RE116	270211017011
150	RE126	270212017012

spring return		
DN	actuator	code
40	RES86	270206017109
50	RES101	270207017110
65	RES101	270208017110
80	RES116	270209017111
100	RES146	270210017113
125	RES161	270211017114
150	RES181	270212017115

ELECTRIC

507 - Electric actuated cast iron ball valve

GG25 body - CF8M ball - TS: -10°C/+200°C.

NEW

DN	actuator	code
15	TCR02N	270222024110
20	TCR02N	270223024110
25	TCR02N	270224024110
32	TCR05N	270225024310
40	TCR05N	270226024310
50	TCR11N	270227024610
65	TCR11N	270228024610
80	TCR11N	270229024610
100	UVD25	270230022350
125	UVD25	270231022350
150	UVF50	270232022400
200	UVG60	270233022450

DN	actuator	code
15	SA05	270222023010
20	SA05	270223023010
25	SA05	270224023010
32	SA05	270225023010
40	SA05	270226023010
50	NA06	270227023110
65	NA09	270228023120
80	NA15	270229023130
100	NA28	270230023150
125	NA28	270231023150
150	NA38	270232023160
200	NA60	270233023180

505 - Electric actuated cast iron ball valve NF

GG25 body - CF8M ball - TS: -10°C/+200°C.

NEW

DN	actuator	code
40	TCR05N	270206024310
50	TCR11N	270207024610
65	TCR11N	270208024610
80	TCR11N	270209024610
100	UVD25	270210022350
125	UVD25	270211022350
150	UVF50	270212022400

DN	actuator	code
40	SA05	270206023010
50	NA06	270207023110
65	NA09	270208023120
80	NA15	270209023130
100	NA28	270210023150
125	NA28	270211023150
150	NA38	270212023160

Carbon steel & stainless steel ball valves

1 piece body

2014/68/EU Directive N°0035 - Risk category III / module H - PTFE seats - Reduced bore - Locking device - PS: 40 bar - TS: -20°C/+180°C.

CE 0035 | ISO 9001 | 3.1 see p. 20

708 - Stainless steel

CF8M body & ball.

Ø	1/4"	3/8"	1/2"	3/4"	1"	1"1/4	1"1/2	2"
code	708002	708003	708004	708005	708006	708007	708008	708009

Additional delivery time 3-5 days

2014/68/EU Directive N°0035 - Risk category III / module H - PTFE seats - Reduced bore - Locking device - PS: 55 bar - TS: -20°C/+180°C.

CE 0035 | ISO 9001 | 3.1 see p. 20 | MARS

101 IIT (V10) - Stainless steel

102 IIT (V10) - Stainless steel

CF8M body - F316 ball.

Ø	1/4"	3/8"	1/2"	3/4"	1"	1"1/4	1"1/2	2"
PS (bar)	55	55	55	55	55	55	55	55
BSP code	101IIT008	101IIT010	101IIT015	101IIT020	101IIT025	101IIT032	101IIT040	101IIT050
NPT code	102IIT008	102IIT010	102IIT015	102IIT020	102IIT025	102IIT032	102IIT040	102IIT050

Carbon steel & stainless steel ball valves

1 piece body - High pressure

PDF Eraser Free

2 way

HIGH PRESSURE

2014/68/EU Directive N°0948 - Risk category II / module A1 - POM ball seats - NBR O-ring - Reduced bore - PS: see table - TS: -10°C/+100°C.

CE 0948 | ISO 9001 | Compatible ATEX ZONE no source of ignition

799 - Carbon steel
1.0737 body & ball.

Ø	1/4"	3/8"	1/2"	3/4"	1"	1"1/4	1"1/2	2"
PS (bar)	500	500	500	315	315	315	315	315
code	799002	799003	799004	799005	799006	799007	799008	799009

HIGH PRESSURE

Excluded from 2014/68/EU Directive (article 4, §3) - POM ball seats - Stem tightness: FKM - Full bore - ISO pad - PS: see tables - TS: -20°C/+100°C.

ISO 9001 | Compatible ATEX ZONE no source of ignition



799 ZA - Carbon steel
1.0715 body & ball.

Ø	3/8"	1/2"	3/4"	1"
PS (bar)	500	500	420	315
code	273201	273202	273203	273204



799 ZI - Stainless steel
F316 body & ball.

Ø	3/8"	1/2"	3/4"	1"
PS (bar)	500	500	420	315
code	273221	273222	273223	273224

3 way

HIGH PRESSURE

Excluded from 2014/68/EU Directive (article 4, §3) - POM ball seats - Stem tightness: POM + NBR O-ring - Reduced bore - PS: see table - TS: -10°C/+100°C.

ISO 9001 | Compatible ATEX ZONE no source of ignition



721 - Carbon steel - L-port
1.0737 body & ball.

Ø	1/4"	3/8"	1/2"	3/4"	1"
PS (bar)	400	400	350	350	350
code	721002	721003	721004	721005	721006

HIGH PRESSURE

Excluded from 2014/68/EU Directive (article 4, §3) - POM ball seats - Stem tightness: FKM - Reduced bore - ISO pad - PS: see table - TS: -20°C/+100°C

ISO 9001 | Compatible ATEX ZONE no source of ignition



721 ZA - Carbon steel - L-port
1.0715 body & ball.

Ø	3/8"	1/2"	3/4"	1"
PS (bar)	500	500	315	315
code	275301	275302	275303	275304

Carbon steel & stainless steel ball valves

PDF Eraser Free

2 piece body

2014/68/EU Directive N°0036 - Risk category III / module H - Full bore - Anti-blowout stem - Locking device - PS: see table - TS: -20°C/+180°C.

CE 0036 | ISO 9001 | 3.1 see p. 20

7151 - Stainless steel - S-First

CF8M body & ball - RTFE seats.

Ø	1/4"	3/8"	1/2"	3/4"	1"	1"1/4	1"1/2	2"	2"1/2	3"	4"
PS (bar)	63	63	63	63	50	50	40	40	25	25	16
code	715102	715103	715104	715105	715106	715107	715108	715109	715110	715111	715112

COMPRESSED AIR

7152 - Stainless steel - S-First - With decompression hole

CF8M body & ball - PTFE seats - For compressed air & nitrogen.

Ø	1/4"	3/8"	1/2"	3/4"	1"
PS (bar)	8	8	8	8	8
code	715202	715203	715204	715205	715206

Stainless steel bibcock valves, see page 300

2014/68/EU Directive N°0035 - Risk category II / module D1 - PTFE +3% glass fiber seats - Full bore - Anti-blowout stem - Locking device - PS: see tables - TS: -20°C/+180°C.

CE 0035 | ISO 9001 | 3.1 see p. 20

715 - Stainless steel

CF8M body & ball.

Ø	1/4"	3/8"	1/2"	3/4"	1"	1"1/4	1"1/2	2"	2"1/2	3"	4"
PS (bar)	63	63	63	63	50	50	40	40	25	25	16
code	715002	715003	715004	715005	715006	715007	715008	715009	715010	715011	715012

789 - Stainless steel male-female

CF8M body - F316 ball.

Ø	1/4"	3/8"	1/2"	3/4"	1"	1"1/4	1"1/2	2"
PS (bar)	63	63	63	63	50	50	40	40
code	789002	789003	789004	789005	789006	789007	789008	789009

Excluded from 2014/68/EU directive (article 4, §3) - RTFE seats - Reduced bore - Anti-blowout stem - Locking device - PS: see table - TS: -20°C/+180°C.

ISO 9001 | 3.1 see p. 20



709 - Stainless steel male-male

CF8M body & ball.

Ø	3/8"	1/2"	3/4"	1"
PS (bar)	63	63	63	50
code	709003	709004	709005	709006

Spare butterfly handle

for 709-705 & 706-704 (page 32)

Ø	1/4"	3/8"	1/2" & 3/4"	1"
code	9831131	9831132	9831133	9831134

2 piece body - Long thread

2014/68/EU Directive N°0035 - Risk category III / module H - PTFE seats - Full bore - Anti-blowout stem - Antistatic device - Locking device - PS: see table.

CE 0035 | ISO 9001 | 3.1 see p. 20 | Compatible ATEX ZONE no source of ignition

705 - Carbon steel - DIN 3202-4 M3

A216WCB body - CF8M ball - TS: -20°C/+180°C.

Ø	1/4"	3/8"	1/2"	3/4"	1"	1"1/4	1"1/2	2"	2"1/2	3"
PS (bar)	63	63	63	63	50	50	40	40	25	25
M3 face to face	50	60	75	80	90	110	120	140	185	205
code	705002	705003	705004	705005	705006	705007	705008	705009	705010	705011

Carbon steel & stainless steel ball valves

PDF Eraser Free

706 - Stainless steel - DIN 3202-4 M3

CF8M body & ball - TS: -50°C/+180°C.

Ø	1/4"	3/8"	1/2"	3/4"	1"	1"1/4	1"1/2	2"	2"1/2	3"	4"
PS (bar)	63	63	63	63	50	50	40	40	25	25	16
M3 face to face	50	60	75	80	90	110	120	140	185	205	240
lever code	706002	706003	706004	706005	706006	706007	706008	706009	706010	706011	706012
butterfly handle code	706102	706103	706104	706105	706106	-	-	-	-	-	-

704 - Stainless steel - Long thread

CF8M body & ball - TS: -50°C/+180°C.

Ø	1/4"	3/8"	1/2"	3/4"	1"	1"1/4	1"1/2	2"
PS (bar)	63	63	63	63	50	50	40	40
face to face	50	60	75	80	90	100	120	140
code	704002	704003	704004	704005	704006	704007	704008	704009

2 piece body - High temperature

2014/68/EU Directive N°0035 - Risk category II / module H - PTFE + graphite seats - Full bore - Anti-blowout stem - Antistatic device - Locking device - PS: 63 bar - TS: -20°C/+200°C - ⚠ **Steam up to 11 bar max.**

TA LUFT | CE 0035 | ISO 9001 | 3.1 see p. 20 | Compatible ATEX ZONE no source of ignition

714 - Stainless steel

CF8M body & ball.

Ø	1/4"	3/8"	1/2"	3/4"	1"	1"1/4	1"1/2	2"
PS (bar)	63	63	63	63	63	63	63	63
code	714002	714003	714004	714005	714006	714007	714008	714009

2 piece body - Dry cleaned for oxygen service

OXYGEN

FOOD

2014/68/EU Directive N°0035 - Risk category II / module H - RTFE seats - Full bore - Anti-blowout stem - Antistatic device - Locking device - PS: 63 bar - TS: -20°C/+200°C.

CE 1935 | CE 0035 | ISO 9001 | 3.1 see p. 20 | Compatible ATEX ZONE no source of ignition

7143 - Stainless steel - silicone free

CF8M body & ball - Supplied inside sealed bag with caps.

Ø	1/4"	3/8"	1/2"	3/4"	1"	1"1/4	1"1/2	2"
PS (bar)	63	63	63	63	63	63	63	63
code	714302	714303	714304	714305	714306	714307	714308	714309

2 piece body - ISO pad

2014/68/EU Directive N°0035 - Risk category II / module H - RTFE seats - Full bore - Anti-blowout stem - Antistatic device - Locking device - PS: 63 bar - TS: -20°C/+200°C - ⚠ **Steam up to 11 bar max.**

ACS Drinking water | CE 0035 | ISO 9001 | 3.1 see p. 20 | Compatible ATEX ZONE no source of ignition

733 - Stainless steel - ISO pad

CF8M body & ball.

Ø	1/2"	3/4"	1"	1"1/4	1"1/2	2"	2"1/2	3"
PS (bar)	63	63	63	63	63	63	63	63
code	733004	733005	733006	733007	733008	733009	733010	733011

2014/68/EU Directive N°0035 - Risk category III / module H - PTFE seats - PTFE/FKM stem tightness - Full bore - Anti-blowout stem - Antistatic device - PS: 63 bar - TS: -10°C/+180°C.

TA LUFT | CE 0035 | ISO 9001 | 3.1 see p. 20 | Compatible ATEX ZONE no source of ignition



715 XS - Stainless steel - ISO pad

CF8M body & ball.

Ø	1/2"	3/4"	1"	1"1/4	1"1/2	2"	2"1/2	3"
PS (bar)	63	63	63	63	63	63	63	63
code	272402	272403	272404	272405	272406	272407	272408	272409

Carbon steel & stainless steel ball valves

PDF Eraser Free

2 piece body - 800 lbs

2014/68/EU Directive N°0948 - Risk category III / module B + C2 - 800 lbs - Fire safe BS 6755 - NACE MR0175 - PTFE + carbon graphite seats - Full bore - Anti-blowout stem - Antistatic device.

NACE MR0175 | FIRE SAFE | CE 0948 | ISO 9001 | 3.1 see p. 20 | Compatible ATEX ZONE no source of ignition

717 - Carbon steel

SW

A105N body - F316L ball - PS: 136 bar - TS: -20°C/+180°C.

Ø	1/4"	3/8"	1/2"	3/4"	1"	1"1/4	1"1/2	2"
Bore	10	10	15	20	25	30	38	48
BSP code	717002	717003	717004	717005	717006	717007	717008	717009
NPT code	717102	717103	717104	717105	717106	717107	717108	717109
SW code	717208	717210	717215	717220	717225	717232	717240	717250

716 - Stainless steel

SW

F316L body & ball - PS: 132 bar - TS: -30°C/+180°C.

Ø	1/4"	3/8"	1/2"	3/4"	1"	1"1/4	1"1/2	2"
Bore	10	10	15	20	25	30	38	48
BSP code	716002	716003	716004	716005	716006	716007	716008	716009
NPT code	716102	716103	716104	716105	716106	716107	716108	716109
SW code	716208	716210	716215	716220	716225	716232	716240	716250

718 - Carbon steel

BW SW

A105N body - F316L ball - Length: 100 mm - PS: 136 bar - TS: -20°C/+180°C.

Ø	1/4"	3/8"	1/2"	3/4"	1"	1"1/4	1"1/2	2"
Bore	10	10	15	20	25	30	38	48
BW code*	718008	718010	718015	718020	718025	718032	718040	718050
SW code	718208	718210	718215	718220	718225	718232	718240	718250

* Butt welding ends schedule 80.

not on stock, on request.

719 - Stainless steel

BW SW

F316L body & ball - Length: 100 mm - PS: 132 bar - TS: -30°C/+180°C.

Ø	1/4"	3/8"	1/2"	3/4"	1"	1"1/4	1"1/2	2"
Bore	10	10	15	20	25	30	38	48
BW code*	719008	719010	719015	719020	719025	719032	719040	719050
SW code	719208	719210	719215	719220	719225	719232	719240	719250

* Butt welding ends schedule 80.

not on stock, on request.

2 piece body - 1500 lbs

2014/68/EU Directive N°0948 - Risk category III / module B + C2 - 1500 lbs - PEEK seats - Carbon graphite gaskets - Full bore - Anti-blowout stem - Antistatic device - ⚠ **Steam up to 30 bar max.**

NACE MR0175 | CE 0948 | ISO 9001 | 3.1 see p. 20 | Compatible ATEX ZONE no source of ignition

734 - Carbon steel

A105 body - F316L ball - PS: 255 bar - TS: -20°C/+250°C.

Ø	1/4"	3/8"	1/2"	3/4"	1"	1"1/4	1"1/2	2"
Bore	10	10	15	20	25	30	38	48
BSP code	734002	734003	734004	734005	734006	734007	734008	734009
NPT code	734102	734103	734104	734105	734106	734107	734108	734109

Locking device

for 717-716-718-719-734-735

Ø	code
1/4"	9830301
3/8"	9830301
1/2"	9830313
3/4"	9830314
1"	9830314
1"1/4	9830315
1"1/2	9830315
2"	9830496

735 - Stainless steel

F316L body & ball - PS: 248 bar - TS: -30°C/+250°C.

Ø	1/4"	3/8"	1/2"	3/4"	1"	1"1/4	1"1/2	2"
Bore	10	10	15	20	25	30	38	48
BSP code	735002	735003	735004	735005	735006	735007	735008	735009
NPT code	735102	735103	735104	735105	735106	735107	735108	735109

Spare stainless steel F304 lever

for 717-716-718-719-734-735

Ø	1/4"-3/8"	1/2"	3/4"-1"	1"1/4-1"1/2	2"
code	9830320	9830316	9830317	9830318	9830321

Spare oval steel wheel

for 717-716-718-719-734-735

Ø	1/4"-3/8"	1/2"	3/4"-1"	1"1/4-2"
code	9830571	9830572	9830573	9830574

Carbon steel & stainless steel ball valves

PDF Eraser Free

2 piece construction - 3 way

2014/68/EU Directive N°0036 - Risk category II / module A2 - RTFE seats - 4 seats / 3 way tightness - Reduced bore - Anti-blowout stem - Locking device - ISO pad - PS: 40 bar - TS: -25°C/+180°C.

CE 0036 | ISO 9001 | 3.1 see p. 20

780 - Stainless steel - L-port / 781 - Stainless steel - T-port

CF8M body - F316 ball.

Ø	1/4"	3/8"	1/2"	3/4"	1"	1"1/4	1"1/2	2"
780 BSP code	780002	780003	780004	780005	780006	780007	780008	780009
780 NPT code	780302	780303	780304	780305	780306	780307	780308	780309
781 BSP code	781002	781003	781004	781005	781006	781007	781008	781009
781 NPT code	781302	781303	781304	781305	781306	781307	781308	781309

2014/68/EU Directive Nº0035 - Risk category II / module H - PTFE seats - 4 seats / 3 way tightness - Stem tightness: PTFE - Reduced bore - Anti-blowout stem - Antistatic device - ISO pad - PS: 63 bar - TS: -10°C/+180°C.

CE 0035 | ISO 9001 | 3.1 see p. 20 | Compatible ATEX ZONE no source of ignition

780 XS - Stainless steel - L-port / 781 XS - Stainless steel - T-port

CF8M body & ball.

DN	1/4"	3/8"	1/2"	3/4"	1"	1"1/4	1"1/2	2"
780XS code	275400	275401	275402	275403	275404	275405	275406	275407
781XS code	275420	275421	275422	275423	275424	275425	275426	275427

Additional delivery time 3-5 days

2014/68/EU Directive N°0035 - Risk category II / module H - RTFE seats - Anti-blowout stem - Antistatic device - Reduced bore (except 1/4" & 3/8": full bore) - ISO pad - Locking device - PS: see table - TS: -20°C/+180°C.

CE 0035 | ISO 9001 | 3.1 see p. 20 | Compatible ATEX ZONE no source of ignition | MARS™

1370 L (V39R) - Stainless steel - L-port / 1370 T (V39R) - Stainless steel - T-port

CF8M body - F316 ball.

Ø	1/4"	3/8"	1/2"	3/4"	1"	1"1/4	1"1/2	2"
PS (bar)	69	69	69	69	69	69	69	55
L code	1370LI008	1370LI010	1370L015	1370L020	1370L025	1370L032	1370L040	1370L050
T code	1370TI008	1370TI010	1370T015	1370T020	1370T025	1370T032	1370T040	1370T050

Manual valves with limit switch box

Manual ball valves equipped with SF012 limit switch box IP67 - SPDT 250V-5A (see features of the limit switch box page 175).

ISO 9001

2 way

715 XS - Stainless steel

CF8M body - PTFE seats - Full bore - PS: 63 bar - TS: -10°C/+180°C.

Ø	code
1/2"	2724020462012
3/4"	2724030462012
1"	2724040462012
1"1/4	2724050462012
1"1/2	2724060462012
2"	2724070462012

3 way

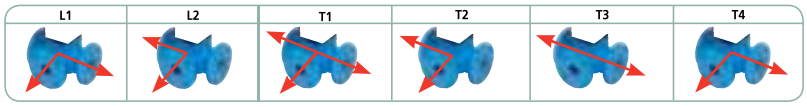

T-port: mention 2 consecutive positions (example: T3/T4).

780 XS - Stainless steel - L-port BSP

CF8M body - PTFE seats - Reduced bore - PS: 40 bar - TS: -10°C/+140°C.

Ø	780XS L code
1/4"	2754000462012
3/8"	2754010462012
1/2"	2754020462012
3/4"	2754030462012
1"	2754040462012
1"1/4	2754050462012
1"1/2	2754060462012
2"	2754070462012

781 XS - Stainless steel - T-port BSP

CF8M body - PTFE seats - Reduced bore - PS: 40 bar - TS: -10°C/+140°C.

Ex on request

Ø	781XS T code
1/4"	2754200462012
3/8"	2754210462012
1/2"	2754220462012
3/4"	2754230462012
1"	2754240462012
1"1/4	2754250462012
1"1/2	2754260462012
2"	2754270462012

Carbon steel & stainless steel ball valves

PDF Eraser Free

3 piece body - S-First

2014/68/EU Directive N°0038 - Risk category III / module H - RTFE seats - Full bore - Anti-blowout stem - Locking device - PS: see tables - TS: -20°C/+180°C - ⚠ **Compressed air: 20 bar max. up to 1", 16 bar above.**

CE 0038 | ISO 9001 | 3.1 see p. 20

796 - Carbon steel
797 - Carbon steel BW
A216WCB body - F304 ball.

798 - Carbon steel SW
796 - Carbon steel

Ø	1/4"	3/8"	1/2"	3/4"	1"	1"1/4	1"1/2	2"	2"1/2	3"	4"
PS (bar)	63	63	63	63	40	40	40	40	25	25	20
796 code	796002	796003	796004	796005	796006	796007	796008	796009	796010	796011	796012
797 code	797008	797010	797015	797020	797025	797032	797040	797050	797065	797080	797100
798 code	798008	798010	798015	798020	798025	798032	798040	798050	798065	798080	798100
NPT code	796102	796103	796104	796105	796106	796107	796108	796109	-	-	-

790 - Stainless steel
791 - Stainless steel BW
CF8M body - F316 ball.

792 - Stainless steel SW
744 - Stainless steel

Ø	1/4"	3/8"	1/2"	3/4"	1"	1"1/4	1"1/2	2"	2"1/2	3"	4"
PS (bar)	63	63	63	63	40	40	40	40	25	25	20
790 code	790002	790003	790004	790005	790006	790007	790008	790009	790010	790011	790012
791 code	791008	791010	791015	791020	791025	791032	791040	791050	791065	791080	791100
792 code	792008	792010	792015	792020	792025	792032	792040	792050	792065	792080	792100
744 code	744002	744003	744004	744005	744006	744007	744008	744009	744010	744011	744012

Spare blue sleeve for 796-797-798-790-791-792-744

Ø	1/4"	3/8"	1/2"	3/4"	1"	1"1/4	1"1/2	2"	2"1/2	3"	4"
code	9830583	9830583	9830584	9830584	9830585	9830585	9830586	9830586	9830587	9830587	9830588

Spare stainless steel stem extension for 796-797-798-790-791-792-744 and 730-731

Ø	1/4"	3/8"	1/2"	3/4"	1"	1"1/4	1"1/2	2"
height	125,50	125,50	125,50	125,50	125,50	125,50	127,50	127,50
code	9810611	9810611	9810612	9810612	9810613	9810613	9810614	9810614

3 piece body - ISO pad - S-First

NEW DESIGN

2014/68/EU Directive N°0035 - Risk category III / module H - RTFE seats - Full bore - Anti-blowout stem - Antistatic device - ISO pad - Locking device - PS: see table - TS: -20°C/+180°C -
⚠ **Compressed air: 20 bar max. up to 1", 16 bar above.**

CE 0038 | ISO 9001 | 3.1 see p. 20 | Compatible ATEX ZONE no source of ignition

740 - Stainless steel
741 - Stainless steel BW
CF8M body - F316 ball.

742 - Stainless steel SW
743 - Stainless steel

Ø	1/4"	3/8"	1/2"	3/4"	1"	1"1/4	1"1/2	2"
PS (bar)	63	63	63	63	40	40	40	40
740 code	740002	740003	740004	740005	740006	740007	740008	740009
741 code	741008	741010	741015	741020	741025	741032	741040	741050
742 code	-	742010	742015	742020	742025	742032	742040	742050
743 code	-	743003	743004	743005	743006	743007	743008	743009

Carbon steel & stainless steel ball valves

PDF Eraser Free

3 piece body - S-First

2014/68/EU Directive N°0038 - Risk category III / module H - RTFE seats - Full bore - Anti-blowout stem - Locking device - PS: see tables - TS: -20°C/+180°C - ⚠ **Compressed air: 20 bar max. up to 1", 16 bar above.**

CE 0038 | ISO 9001 | 3.1 see p. 20

796 - Carbon steel
797 - Carbon steel BW
A216WCB body - F304 ball.

798 - Carbon steel SW
796 - Carbon steel

Ø	1/4"	3/8"	1/2"	3/4"	1"	1"1/4	1"1/2	2"	2"1/2	3"	4"
PS (bar)	63	63	63	63	40	40	40	40	25	25	20
796 code	796002	796003	796004	796005	796006	796007	796008	796009	796010	796011	796012
797 code	797008	797010	797015	797020	797025	797032	797040	797050	797065	797080	797100
798 code	798008	798010	798015	798020	798025	798032	798040	798050	798065	798080	798100
NPT code	796102	796103	796104	796105	796106	796107	796108	796109	-	-	-

790 - Stainless steel
791 - Stainless steel BW
CF8M body - F316 ball.

792 - Stainless steel SW
744 - Stainless steel

Ø	1/4"	3/8"	1/2"	3/4"	1"	1"1/4	1"1/2	2"	2"1/2	3"	4"
PS (bar)	63	63	63	63	40	40	40	40	25	25	20
790 code	790002	790003	790004	790005	790006	790007	790008	790009	790010	790011	790012
791 code	791008	791010	791015	791020	791025	791032	791040	791050	791065	791080	791100
792 code	792008	792010	792015	792020	792025	792032	792040	792050	792065	792080	792100
744 code	744002	744003	744004	744005	744006	744007	744008	744009	744010	744011	744012

Spare blue sleeve for 796-797-798-790-791-792-744

Ø	1/4"	3/8"	1/2"	3/4"	1"	1"1/4	1"1/2	2"	2"1/2	3"	4"
code	9830583	9830583	9830584	9830584	9830585	9830585	9830586	9830586	9830587	9830587	9830588

Spare stainless steel stem extension for 796-797-798-790-791-792-744 and 730-731 (page 52)

Ø	1/4"	3/8"	1/2"	3/4"	1"	1"1/4	1"1/2	2"
height	125,50	125,50	125,50	125,50	125,50	125,50	127,50	127,50
code	9810611	9810611	9810612	9810612	9810613	9810613	9810614	9810614

3 piece body - ISO pad - S-First

NEW DESIGN

2014/68/EU Directive N°0035 - Risk category III / module H - RTFE seats - Full bore - Anti-blowout stem - Antistatic device - ISO pad - Locking device - PS: see table - TS: -20°C/+180°C -
⚠ **Compressed air: 20 bar max. up to 1", 16 bar above.**

CE 0038 | ISO 9001 | 3.1 see p. 20 | Compatible ATEX ZONE no source of ignition

740 - Stainless steel
741 - Stainless steel BW
CF8M body - F316 ball.

742 - Stainless steel SW
743 - Stainless steel

Ø	1/4"	3/8"	1/2"	3/4"	1"	1"1/4	1"1/2	2"
PS (bar)	63	63	63	63	40	40	40	40
740 code	740002	740003	740004	740005	740006	740007	740008	740009
741 code	741008	741010	741015	741020	741025	741032	741040	741050
742 code	-	742010	742015	742020	742025	742032	742040	742050
743 code	-	743003	743004	743005	743006	743007	743008	743009

Carbon steel & stainless steel ball valves

PDF Eraser Free

3 piece body - ISO pad

2014/68/EU Directive N°0038 - Risk category III / module H - Stainless steel reinforced PTFE seats - Full bore - Anti-blowout stem - Antistatic device - ISO pad - Locking device - PS: see tables.

TA LUFT | CE 0038 | ISO 9001 | 3.1 see p. 20 | Compatible ATEX ZONE no source of ignition

737 - Carbon steel **738 - Carbon steel** BW **739 - Carbon steel** SW

A216WCB body - CF8M ball - TS: -20°C/+220°C.

Ø	1/4"	3/8"	1/2"	3/4"	1"	1"1/4	1"1/2	2"	2"1/2	3"	4"
PS (bar)	63	63	63	63	63	63	63	63	40	40	40
737 code	737002	737003	737004	737005	737006	737007	737008	737009	737010	737011	737012
738 code	738008	738010	738015	738020	738025	738032	738040	738050	738065	738080	738100
739 code	739008	739010	739015	739020	739025	739032	739040	739050	739065	739080	739100

747 - Stainless steel **748 - Stainless steel** BW **749 - Stainless steel** SW

CF8M body & ball - TS: -30°C/+220°C.

Ø	1/4"	3/8"	1/2"	3/4"	1"	1"1/4	1"1/2	2"	2"1/2	3"	4"
PS (bar)	63	63	63	63	63	63	63	63	40	40	40
747 code	747002	747003	747004	747005	747006	747007	747008	747009	747010	747011	747012
748 code	748008	748010	748015	748020	748025	748032	748040	748050	748065	748080	748100
749 code	749008	749010	749015	749020	749025	749032	749040	749050	749065	749080	749100

2014/68/EU Directive Nº0035 - Risk category II / module H - RTFE seats - Stem tightness: PTFE/FKM - Full bore - Anti-blowout stem - Antistatic device - PS: 63 bar.

TA LUFT | CE 0035 | ISO 9001 | 3.1 see p. 20 | Compatible ATEX ZONE no source of ignition

746 XS - Stainless steel **745 XS - Stainless steel** BW **743 XS - Stainless steel** SW

CF8M body & ball - TS: -40ºC/+180ºC.

DN	1/2"	3/4"	1"	1"1/4	1"1/2	2"	2"1/2	3"	4"
PS (bar)	63	63	63	63	63	63	63	63	63
746 XS code	272642	272643	272644	272645	272646	272647	272648	272649	272650
745 XS code	272662	272663	272664	272665	272666	272667	272668	272669	272670
743 XS code	272682	272683	272684	272685	272686	272687	272688	272689	272690

3 piece body - ISO pad - Steam

STEAM

2014/68/EU Directive Nº0035 - Risk category II / module H - Stainless steel reinforced PTFE seats - Full bore - Anti-blowout stem - Antistatic device - PS: 63 bar - ⚠ **Steam up to 15 bar max. / 200°C.**

TA LUFT | CE 0035 | ISO 9001 | 3.1 see p. 20 | Compatible ATEX ZONE no source of ignition

737 XS - Carbon steel **738 XS - Carbon steel** BW **739 XS - Carbon steel** SW

A216WCB body - CF8M ball - TS: -25ºC/+220ºC.

FIRE SAFE API 607

DN	1/2"	3/4"	1"	1"1/4	1"1/2	2"
PS (bar)	63	63	63	63	63	63
737XS code	271202	271203	271204	271205	271206	271207
738XS code	271212	271213	271214	271215	271216	271217
739XS code	271232	271233	271234	271235	271236	271237

747 XS - Stainless steel **748 XS - Stainless steel** BW **749 XS - Stainless steel** SW

CF8M body & ball - TS: -40ºC/+220ºC.

DN	1/2"	3/4"	1"	1"1/4	1"1/2	2"
PS (bar)	63	63	63	63	63	63
747XS code	272702	272703	272704	272705	272706	272707
748XS code	272732	272733	272734	272735	272736	272737
749XS code	272752	272753	272754	272755	272756	272757

Carbon steel & stainless steel ball valves

3 piece body - ISO pad - Fire safe

PDF Eraser Free

OIL & GAS

2014/68/EU Directive N° 0038 - Risk category III / module H - Fire safe API 607 - PTFE + 25% carbon seats - Anti-blowout stem - Antistatic device - ISO pad - Locking device - PS: see tables -
⚠ **Steam up to 18 bar max.**

FIRE SAFE | CE 0038 | ISO 9001 | 3.1 see p. 20 | Compatible ATEX ZONE no source of ignition

Reduced bore

702R - Carbon steel

BW SW

A216WCB body - CF8M ball - TS: -20°C/+220°C.

Ø	1/2"	3/4"	1"	1"1/4	1"1/2	2"
PS (bar)	140	140	140	100	100	100
BSP code	702R004	702R005	702R006	702R007	702R008	702R009
BW code	702R115	702R120	702R125	702R132	702R140	702R150
SW code	702R215	702R220	702R225	702R232	702R240	702R250
NPT code	702R304	702R305	702R306	702R307	702R308	702R309

703R - Stainless steel

BW SW

CF8M body & ball - TS: -30°C/+220°C.

Ø	1/2"	3/4"	1"	1"1/4	1"1/2	2"
PS (bar)	140	140	140	100	100	100
BSP code	703R004	703R005	703R006	703R007	703R008	703R009
BW code	703R115	703R120	703R125	703R132	703R140	703R150
SW code	703R215	703R220	703R225	703R232	703R240	703R250
NPT code	703R304	703R305	703R306	703R307	703R308	703R309

Full bore

702 - Carbon steel

BW SW

A216WCB body - CF8M ball - TS: -20°C/+220°C.

Ø	1/4"	3/8"	1/2"	3/4"	1"	1"1/4	1"1/2	2"
PS (bar)	140	140	140	140	140	100	100	100
BSP code	702002	702003	702004	702005	702006	702007	702008	702009
BW code	702108	702110	702115	702120	702125	702132	702140	702150
SW code	702208	702210	702215	702220	702225	702232	702240	702250
NPT code	702302	702303	702304	702305	702306	702307	702308	702309

703 - Stainless steel

BW SW

CF8M body & ball - TS: -30°C/+220°C.

Ø	1/4"	3/8"	1/2"	3/4"	1"	1"1/4	1"1/2	2"
PS (bar)	140	140	140	140	140	100	100	100
BSP code	703002	703003	703004	703005	703006	703007	703008	703009
BW code	703108	703110	703115	703120	703125	703132	703140	703150
SW code	703208	703210	703215	703220	703225	703232	703240	703250
NPT code	703302	703303	703304	703305	703306	703307	703308	703309

Spare stainless steel oval wheel for 702-703

Ø	1/4"	3/8"	1/2"	3/4"	1"	1"1/4	1"1/2	2"
code	9830440	9830440	9830441	9830441	9830442	9830442	9830443	9830475

Spare stainless steel stem extension for 702-703

Ø	1/2"	3/4"	1"	1"1/4	1"1/2	2"
code	9830471	9830471	9830472	9830472	9830473	9830474

Carbon steel & stainless steel ball valves

PDF Eraser Free

HIGH PRESSURE

2014/68/EU Directive N°0035 - Risk category III / module H - Fire safe API 607 - Full bore - Anti-blowout stem - Antistatic device - ISO pad - Locking device - PS: 137 bar.

NACE MR0175 | FIRE SAFE | CE 0035 | ISO 9001 | 3.1 see p. 20 | Compatible ATEX ZONE no source of ignition

702 XS-F - Carbon steel SW

A216WCB body - CF8M ball - **PTFE seats + 50% stainless steel** - Stem tightness: PTFE + 50% stainless steel - TS: -20°C/+220°C.

⚠ **Steam up to 15 bar / +200°C.**

Ø	1/2"	3/4"	1"	1"1/4	1"1/2	2"
PS (bar)	137	137	137	137	137	137
code	271342	271343	271344	271345	271346	271347

702 XS-P - Carbon steel SW

A216WCB body - CF8M ball - **PEEK seats** - Stem tightness: PEEK + graphite - TS: -20°C/+250°C .

⚠ **Steam up to 25 bar / +226°C.**

Ø	1/2"	3/4"	1"	1"1/4	1"1/2	2"
PS (bar)	137	137	137	137	137	137
code	271362	271363	271364	271365	271366	271367

703 XS - Stainless steel BW

CF8M body & ball - **RTFE seats** - Stem tightness: PTFE + 50% stainless steel - TS: -30°C/+220°C.

⚠ **Steam up to 15 bar / +200°C.**

Ø	1/2"	3/4"	1"	1"1/4	1"1/2	2"
PS (bar)	137	137	137	137	137	137
BSP code	271372	271373	271374	271375	271376	271377
BW code	271382	271383	271384	271385	271386	271387

3 piece body - Forged valves

NEW DESIGN

2014/68/EU Directive N°0036 - Risk category III / module H - API Spec 6D-0286 - Fire safe API607 - F316 stem - Full bore - Anti-blowout stem - Antistatic device - ISO pad.

⚠ **Steam up to 16 bar.**

API 6D 0286 | FIRE SAFE | CE 0036 | ISO 9001 | 3.1 see p. 20 | Compatible ATEX ZONE no source of ignition

745 - Carbon steel - 800 lbs SW

A105N body - F316 ball - RTFE seats - PS: 136 bar - TS: -29°C/+220°C.

NPS	1/2"	3/4"	1"	1"1/4	1"1/2	2"
SW code	745115	745120	745125	745132	745140	745150
NPT code	745004	745005	745006	745007	745008	745009

3 piece body control valves - V-port ball

SECTORIEL

2014/68/EU Directive Nº0035 - Risk category III / module H - RTFE seats - Full bore - Anti-blowout stem - Antistatic device - Stainless steel graduated arcade 0-90º with blocking screw - PS: 63 bar.

CE 0035 | ISO 9001 | 3.1 see p. 20 | Compatible ATEX ZONE no source of ignition

TA LUFT

746 XS V - Stainless steel

CF8M body & ball - TS: -40ºC/+180ºC.

DN	1/2"	3/4"	1"	1"1/2	2"
PS (bar)	63	63	63	63	63
Kv (m^3/h)	5,1	6,8	13,7	25,3	38,4
30º V-ball code	272642V3	272643V3	272644V3	272646V3	272647V3
Kv (m^3/h)	10,1	14,5	24,5	47,9	81,4
60º V-ball code	272642V6	272643V6	272644V6	272646V6	272647V6

also available	746 XS	745 XS BW	743 XS SW
code	27264...	27266...	27268...

703 XS V - Stainless steel BW

CF8M body & ball - TS: -30ºC/+180ºC.

DN	1/2"	3/4"	1"	1"1/2	2"
PS (bar)	137	137	137	137	137
Kv (m^3/h)	5,1	6,8	13,7	25,3	38,4
30º V-ball code	271372V3	271373V3	271374V3	271376V3	271377V3
Kv (m^3/h)	10,1	14,5	24,5	47,9	81,4
60º V-ball code	271372V6	271373V6	271374V6	271376V6	271377V6

also available	703 XS	703 XS BW
code	27137...	27138...

Carbon steel & stainless steel ball valves

PDF Eraser Free

2 piece body

2014/68/EU Directive N°0035 - Risk category II / module H - RTFE seats - Full bore - Locking device - PS: 69 bar - TS: -20°C/+180°C.

CE 0035 | ISO 9001 | 3.1 see p. 20

231 A IIT (V20) - Stainless steel

CF8M body - F316 ball.

Ø	1/4"	3/8"	1/2"	3/4"	1"	1"1/4	1"1/2	2"	2"1/2	3"	4"
PS (bar)	69	69	69	69	69	69	69	69	69	69	69
code	231AIIT008	231AIIT010	231AIIT015	231AIIT020	231AIIT025	231AIIT032	231AIIT040	231AIIT050	231AIIT065	231AIIT080	231AIIT100

2014/68/EU Directive N°0035 - Risk category II / module H - RTFE seats - Full bore - Antistatic device - Locking device - PS: see table - TS: -20°C/+180°C.

CE 0035 | ISO 9001 | 3.1 see p. 20 | Compatible ATEX ZONE no source of ignition

212 A IIT (V20) - Stainless steel

CF8M body - F316 ball.

Ø	1/4"	3/8"	1/2"	3/4"	1"	1"1/4	1"1/2	2"
PS (bar)	138	138	138	138	138	103	103	103
code	212AIIT008	212AIIT010	212AIIT015	212AIIT020	212AIIT025	212AIIT032	212AIIT040	212AIIT050

3 piece body - ISO pad

2014/68/EU Directive N°0035 - Risk category II / module H - PTFE seats - Full bore - Anti-blowout stem - Antistatic device - ISO pad - Locking device - PS: see table - TS: -20°C/+180°C.

CE 0035 | ISO 9001 | 3.1 see p. 20 | Compatible ATEX ZONE no source of ignition

351 BA IIT (V55A) - Stainless steel

352 BA IIT (V55A) - Stainless steel BW

CF8M body - F316 ball.

Ø	1/4"	3/8"	1/2"	3/4"	1"	1"1/4	1"1/2	2"	2"1/2	3"	4"
PS (bar)	69	69	69	69	69	69	69	69	55	55	55
BSP code	351BAIIT008	351BAIIT010	351BAIIT015	351BAIIT020	351BAIIT025	351BAIIT032	351BAIIT040	351BAIIT050	351BAIIT065	351BAIIT080	351BAIIT100
BW code	352BAIIT008	352BAIIT010	352BAIIT015	352BAIIT020	352BAIIT025	352BAIIT032	352BAIIT040	352BAIIT050	352BAIIT065	352BAIIT080	352BAIIT100

2014/68/EU Directive N°0035 - Risk category II / module H - RTFE seats - V-ring chevron packing - Full bore - Anti-blowout stem - Antistatic device - ISO pad - Locking device - PS: see table - TS: -20°C/+180°C.

TA LUFT | CE 0035 | ISO 9001 | 3.1 see p. 20

391 BA IIT (V88) - Stainless steel

392 BA IIT (V88) - Stainless steel BW

CF8M body - F316 ball.

Ø	1/4"	3/8"	1/2"	3/4"	1"	1"1/4	1"1/2	2"	2"1/2	3"	4"
PS (bar)	138	138	138	138	138	103	103	103	69	69	69
BSP code	391BAIIT008	391BAIIT010	391BAIIT015	391BAIIT020	391BAIIT025	391BAIIT032	391BAIIT040	391BAIIT050	391BAIIT065	391BAIIT080	391BAIIT100
BW code	392BAIIT008	392BAIIT010	392BAIIT015	392BAIIT020	392BAIIT025	392BAIIT032	392BAIIT040	392BAIIT050	392BAIIT065	392BAIIT080	392BAIIT100

3 piece body - ISO pad - Fire safe

2014/68/EU Directive N°0035 - Risk category II / module H - Fire safe API607 - RTFE seats - V-ring chevron packing - Full bore - Anti-blowout stem - Antistatic device - ISO pad - Locking device - PS: see table - TS: -20°C/+180°C.

TA LUFT | FIRE SAFE API 607 | CE 0035 | ISO 9001 | 3.1 see p. 20 | Compatible ATEX ZONE no source of ignition

391 BA IIT/FS (V88) - Stainless steel

CF8M body - F316 ball.

Ø	1/4"	3/8"	1/2"	3/4"	1"	1"1/4	1"1/2	2"	2"1/2	3"	4"
PS (bar)	138	138	138	138	138	103	103	103	69	69	69
code	391BAIITFS008	391BAIITFS010	391BAIITFS015	391BAIITFS020	391BAIITFS025	391BAIITFS032	391BAIITFS040	391BAIITFS050	391BAIITFS065	391BAIITFS080	391BAIITFS100

3 piece body - ISO pad - Fire safe

PDF Eraser Free

Reduced bore

2014/68/EU Directive N°0035 - Risk category II / module H - Fire safe API607 - RFTE seats - Chevron packing - Reduced bore - Anti-blowout stem - ISO pad - Locking device - PS: see tables - TS: -20°C/+180°C.

TA LUFT | FIRE SAFE API 607 | CE 0035 | ISO 9001 | 3.1 see p. 20 | Compatible ATEX ZONE no source of ignition

363 BA AIT/FS (V83R) **- Carbon steel** SW

364 BA AIT/FS (V83R) **- Carbon steel**

A216WCB body - F316 ball.

Ø	1/2"	3/4"	1"	1"1/4	1"1/2	2"	2"1/2
PS (bar)	138	138	138	103	103	103	103
SW code	363BAAITFS015	363BAAITFS020	363BAAITFS025	363BAAITFS032	363BAAITFS040	363BAAITFS050	363BAAITFS065
NPT code	364BAAITFS015	364BAAITFS020	364BAAITFS025	364BAAITFS032	364BAAITFS040	364BAAITFS050	364BAAITFS065

363 BA IIT/FS (V83R) **- Stainless steel** SW

364 BA IIT/FS (V83R) **- Stainless steel**

CF8M body - F316 ball.

Ø	1/2"	3/4"	1"	1"1/4	1"1/2	2"	2"1/2
PS (bar)	138	138	138	103	103	103	103
SW code	363BAIITFS015	363BAIITFS020	363BAIITFS025	363BAIITFS032	363BAIITFS040	363BAIITFS050	363BAIITFS065
NPT code	364BAIITFS015	364BAIITFS020	364BAIITFS025	364BAIITFS032	364BAIITFS040	364BAIITFS050	364BAIITFS065

Full bore

2014/68/EU Directive N°0035 - Risk category II / module H - Fire safe API 607 - RTFE seats - Chevron packing - Full bore - Anti-blowout stem - ISO pad - Locking device - PS: see tables - TS: -20°C/+180°C.

TA LUFT | FIRE SAFE API 607 | CE 0035 | ISO 9001 | 3.1 see p. 20 | Compatible ATEX ZONE no source of ignition



361 BA AIT/I/FS (V83) **- Carbon steel**
363 BA AIT/I/FS (V83) **- Carbon steel** SW

362 BA AIT/I/FS (V83) **- Carbon steel** BW
364 BA AIT/I/FS (V83) **- Carbon steel**

A216WCB body - F316 ball.

Ø	1/4"	3/8"	1/2"	3/4"	1"	1"1/4	1"1/2	2"
PS (bar)	138	138	138	138	138	103	103	103
BSP code	361BAAITIFS008	361BAAITIFS010	361BAAITIFS015	361BAAITIFS020	361BAAITIFS025	361BAAITIFS032	361BAAITIFS040	361BAAITIFS050
BW code	362BAAITIFS008	362BAAITIFS010	362BAAITIFS015	362BAAITIFS020	362BAAITIFS025	362BAAITIFS032	362BAAITIFS040	362BAAITIFS050
SW code	363BAAITIFS008	363BAAITIFS010	363BAAITIFS015	363BAAITIFS020	363BAAITIFS025	363BAAITIFS032	363BAAITIFS040	363BAAITIFS050
NPT code	364BAAITIFS008	364BAAITIFS010	364BAAITIFS015	364BAAITIFS020	364BAAITIFS025	364BAAITIFS032	364BAAITIFS040	364BAAITIFS050

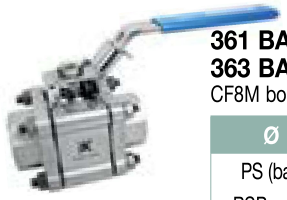

361 BA IIT/I/FS (V83) **- Stainless steel**
363 BA IIT/I/FS (V83) **- Stainless steel** SW

362 BA IIT/I/FS (V83) **- Stainless steel** BW
364 BA IIT/I/FS (V83) **- Stainless steel**

CF8M body - F316 ball.

Ø	1/4"	3/8"	1/2"	3/4"	1"	1"1/4	1"1/2	2"
PS (bar)	138	138	138	138	138	103	103	103
BSP code	361BAIITIFS008	361BAIITIFS010	361BAIITIFS015	361BAIITIFS020	361BAIITIFS025	361BAIITIFS032	361BAIITIFS040	361BAIITIFS050
BW code	362BAIITIFS008	362BAIITIFS010	362BAIITIFS015	362BAIITIFS020	362BAIITIFS025	362BAIITIFS032	362BAIITIFS040	362BAIITIFS050
SW code	363BAIITIFS008	363BAIITIFS010	363BAIITIFS015	363BAIITIFS020	363BAIITIFS025	363BAIITIFS032	363BAIITIFS040	363BAIITIFS050
NPT code	364BAIITIFS008	364BAIITIFS010	364BAIITIFS015	364BAIITIFS020	364BAIITIFS025	364BAIITIFS032	364BAIITIFS040	364BAIITIFS050

2014/68/EU Directive N°0035 - Risk category II / module H - PTFE + carbon graphite seats - Chevron packing - Full bore - Anti-blowout stem - ISO pad - Locking device - PS: see table - TS: -20°C/+180°C.

TA LUFT | FIRE SAFE API 607 | CE 0035 | ISO 9001 | 3.1 see p. 20 | Compatible ATEX ZONE no source of ignition



361 BA AIC/I/FS (V83) **- Carbon steel**

A216WCB body - F316 ball.

Ø	3/8"	1/2"	3/4"	1"	1"1/4	1"1/2	2"
PS (bar)	138	138	138	138	103	103	103
361 code	361BAAICIFS010	361BAAICIFS015	361BAAICIFS020	361BAAICIFS025	361BAAICIFS032	361BAAICIFS040	361BAAICIFS050

Carbon steel & stainless steel ball valves

PDF Eraser Free

3 piece body flanged - S-First

2014/68/EU Directive N°0038 - Risk category III / module H - Flanged RF PN40 - EN 558 series 1 (DIN 3202 F1) - RTFE seats - Full bore - Anti-blowout stem - Locking device - PS: 40 bar.

CE 0038 | ISO 9001 | 3.1 see p. 20

730 - Carbon steel

A216WCB body - F304 ball - TS: -20°C/+180°C.



DN	15	20	25	32	40	50	65	80	100
face to face	130	150	160	180	200	230	290	310	350
code	730015	730020	730025	730032	730040	730050	730065	730080	730100

731 - Stainless steel

CF8M body - F316 ball - TS: -20°C/+180°C.



DN	15	20	25	32	40	50	65	80	100
face to face	130	150	160	180	200	230	290	310	350
code	731015	731020	731025	731032	731040	731050	731065	731080	731100

3 piece body flanged - ISO pad

2014/68/EU Directive N°0038 - Risk category III / module H - Flanged RF PN40 - EN 558 series 1 (DIN 3202 F1) - Stainless steel reinforced PTFE seats - Full bore - Anti-blowout stem - Antistatic device - ISO pad - Locking device - PS: 40 bar.

TA LUFT | CE 0038 | ISO 9001 | 3.1 see p. 20 | Compatible ATEX ZONE no source of ignition

710 - Carbon steel

A216WCB body - CF8M ball - TS: -20°C/+220°C.

DN	15	20	25	32	40	50	65	80	100
face to face	130	150	160	180	200	230	290	310	350
code	710015	710020	710025	710032	710040	710050	710065	710080	710100

711 - Stainless steel

CF8M body & ball - TS: -30°C/+220°C.

DN	15	20	25	32	40	50	65	80	100
face to face	130	150	160	180	200	230	290	310	350
code	711015	711020	711025	711032	711040	711050	711065	711080	711100

3 piece body flanged - ISO pad - Fire Safe

STEAM

2014/68/EU Directive N°0035 - Risk category III / module H - Flanged RF PN 40 - EN 558 series 1 (DIN 3202 F1) - Stainless steel reinforced PTFE seats - Stem tightness: PTFE-graphite - Full bore - Anti-blowout stem - Antistatic device - ISO pad - Locking device - PS: 40 bar - TS: -25°C/+220°C - ⚠ **Steam up to 15 bar max./200°C.**

TA LUFT | FIRE SAFE | CE 0035 | ISO 9001 | 3.1 see p. 20 | Compatible ATEX ZONE no source of ignition

710 XS / 765 XS - Carbon steel

A216WCB body - CF8M ball.

DN	15	20	25	32	40	50	65	80	100
face to face	130	150	160	180	200	230	290	310	350
code	271322	271323	271324	271325	271326	271327	271328	271329	271330

711 XS - Stainless steel

CF8M body & ball - TS: -30°C/+220°C.

DN	65	80	100
face to face	290	310	350
code	272108	272109	272110

STEAM

2014/68/EU Directive N°0038 - Risk category III / module H - Flanged RF PN40 - EN 558 series 1 (DIN 3202 F1) - PTFE + 25% carbon seats - Stem tightness: RTFE + graphite - Full bore - Anti-blowout stem - Antistatic device - ISO pad - Locking device - PS: 40 bar - TS: -30°C/+220°C - ⚠ **Steam up to 18 bar max.**

FIRE SAFE | CE 0038 | ISO 9001 | 3.1 see p. 20 | Compatible ATEX ZONE no source of ignition

7034 - Stainless steel

CF8M body & ball.

DN	15	20	25	32	40	50
face to face	130	150	160	180	200	230
code	703415	703420	703425	703432	703440	703450

Carbon steel & stainless steel ball valves

PDF Eraser Free

Split body - S-First

2014/68/EU Directive N°0035 - Risk category II / module D1 - PTFE + fiberglass seats - Full bore - Anti-blowout stem - Antistatic device - ISO pad - Locking device - PS: see tables - TS: -10°C/+180°C.

CE 0035 | ISO 9001 | 3.1 see p. 20

Flanged RF PN40/16

764 - Carbon steel
A216WCB body - F304 ball - EN 558 series 27 (DIN 3202 F4/F5).

DN	15	20	25	32	40	50	65	80	100	125	150
face to face	115	120	125	130	140	150	170	180	190	325	350
PS (bar)	40	40	40	40	40	40	16	16	16	16	16
code	764015	764020	764025	764032	764040	764050	764065	764080	764100	764125	764150

765 - Stainless steel
CF8M body - F316 ball - EN 558 series 27 (DIN 3202 F4/F5).

DN	15	20	25	32	40	50	65	80	100	125	150
face to face	115	120	125	130	140	150	170	180	190	325	350
PS (bar)	40	40	40	40	40	40	16	16	16	16	16
code	765015	765020	765025	765032	765040	765050	765065	765080	765100	765125	765150

Flanged RF ANSI 150

793 - Carbon steel
A216WCB body - F304 ball - EN 558 series 3 up to 4", series 12 above - PS: 20 bar.

NPS	1/2"	3/4"	1"	1"1/4	1"1/2	2"	2"1/2	3"	4"	6"
face to face	108	117	127	140	165	178	190	203	229	394
code	793015	793020	793025	793032	793040	793050	793065	793080	793100	793150

794 - Stainless steel
CF8M body - F316 ball - EN 558 series 3 up to 4", series 12 above - PS: 20 bar.

NPS	1/2"	3/4"	1"	1"1/4	1"1/2	2"	2"1/2	3"	4"	6"
face to face	108	117	127	140	165	178	190	203	229	394
code	794015	794020	794025	794032	794040	794050	794065	794080	794100	794150

Split body - Fire safe

2014/68/EU Directive N°0035 - Risk category II / module H - Fire safe API 607 - Bureau Veritas Marine recognition MODE II - RTFE seats (except 763L: PTFE) - Stem tightness: PTFE +25% carbon-graphite - Full bore - Anti-blowout stem - Antistatic device - ISO pad - Locking device - PS: see tables - TS: -20°C/+200°C - ⚠ **Steam up to 11 bar max.**

BUREAU VERITAS MODE II | FIRE SAFE | CE 0035 | ISO 9001 | 3.1 see p. 20 | Compatible ATEX ZONE no source of ignition

Flanged RF PN40/16

763 L - Stainless steel
CF8M body & ball - **EN 558 series 1** (DIN 3202 F1).



DN	15	20	25	32	40	50	65	80	100
face to face	130	150	160	180	200	230	290	310	350
PS (bar)	40	40	40	40	40	40	16	16	16
code	763L015	763L020	763L025	763L032	763L040	763L050	763L065	763L080	763L100

Carbon steel & stainless steel ball valves

PDF Eraser Free

Flanged RF PN40/16

762 - Carbon steel

A216WCB body - CF8M ball up to DN100, F316 above - **EN 558 series 27** (DIN 3202 F4/F5).

DN	15	20	25	32	40	50	65	80	100	125	150	200*
face to face	115	120	125	130	140	150	170	180	190	325	350	400
PS (bar)	40	40	40	40	40	40	16	16	16	16	16	16
code	762015	762020	762025	762032	762040	762050	762065	762080	762100	762125	762150	762200

* not fire safe.

763 - Stainless steel

CF8M body - CF8M ball up to DN100, F316 above - **EN 558 series 27** (DIN 3202 F4/F5).

DN	15	20	25	32	40	50	65	80	100	125	150	200*
face to face	115	120	125	130	140	150	170	180	190	325	350	400
PS (bar)	40	40	40	40	40	40	16	16	16	16	16	16
code	763015	763020	763025	763032	763040	763050	763065	763080	763100	763125	763150	763200

* not fire safe.

Flanged RF ANSI 150



778 - Carbon steel

A216WCB body - CF8M ball - EN 558 series 3 - PS: 20 bar.

NPS	1/2"	3/4"	1"	1"1/4	1"1/2	2"	2"1/2	3"	4"
face to face	108	117	127	140	165	178	190	203	229
code	778015	778020	778025	778032	778040	778050	778065	778080	778100

779 - Stainless steel

CF8M body & ball - EN 558 series 3 - PS: 20 bar.

NPS	1/2"	3/4"	1"	1"1/4	1"1/2	2"	2"1/2	3"	4"
face to face	108	117	127	140	165	178	190	203	229
code	779015	779020	779025	779032	779040	779050	779065	779080	779100

Option

Spare gearbox

for 762-763

DN	150	200
code	9830296	9830297
mounting code	WORKGB2	WORKGB2

Manual valves with limit switch box

Manual ball valves equipped with SF012 limit switch box IP67 - SPDT 250V-5A (see features of the limit switch box page 175).

ISO 9001

762 - Carbon steel

A216WCB body - RTFE seats - Full bore -
PS: 16 bar - TS: -20°C/+150°C.

DN	762 code
15	2742420462012
20	2742430462012
25	2742440462012
32	2742450462012
40	2742460462012
50	2742470462012
65	2742480462012
80	2742490462012
100	2742500462012
125	2742510462012
150	2742520462012

763 - Stainless steel

CF8M body - RTFE seats - Full bore -
PS: 16 bar - TS: -20°C/+150°C.

DN	763 code
15	2743620462012
20	2743630462012
25	2743640462012
32	2743650462012
40	2743660462012
50	2743670462012
65	2743680462012
80	2743690462012
100	2743700462012
125	2743710462012
150	2743720462012

Ex on request

Carbon steel & stainless steel ball valves

Split body - Fire safe - High temperature

PDF Eraser Free

2014/68/EU Directive N°0035 - Risk category III / module H - Fire safe ISO 10497 - PTFE seats - Stem tightness: graphite-FKM - Full bore - Anti-blowout stem - Antistatic device - ISO pad - Locking device - Ball with decompression hole - PS: see tables

⚠ **Steam up to 12 bar max.**

FUGITIVE EMISSIONS | FIRE SAFE | CE 0035 | ISO 9001 | 3.1 see p. 20 | Compatible ATEX ZONE no source of ignition

Flanged RF PN40/16

752 - Carbon steel

A216WCB body - CF8M ball - EN 558 series 27 (DIN 3202 F4/F5) - TS: -20°C/+230°C.

DN	15	20	25	32	40	50	65	80	100	125	150	200
face to face	115	120	125	130	140	150	170	180	190	325	350	400
PS (bar)	40	40	40	40	40	40	16	16	16	16	16	16
code	752015	752020	752025	752032	752040	752050	752065	752080	752100	752125	752150	752200

753 - Stainless steel

CF8M body & ball - EN 558 series 27 (DIN 3202 F4/F5) - TS: -50°C/+230°C.

DN	15	20	25	32	40	50	65	80	100	125	150	200
face to face	115	120	125	130	140	150	170	180	190	325	350	400
PS (bar)	40	40	40	40	40	40	16	16	16	16	16	16
code	753015	753020	753025	753032	753040	753050	753065	753080	753100	753125	753150	753200

Flanged RF ANSI 150

756 - Carbon steel

A216WCB body - CF8M ball - EN 558 series 3 up to 4", series 12 above - PS: 20 bar - TS: -29°C/+230°C.

NPS	1/2"	3/4"	1"	1"1/2	2"	2"1/2	3"	4"	6"	8"
face to face	108	117	127	165	178	190	203	229	394	457
code	756015	756020	756025	756040	756050	756065	756080	756100	756150	756200

NACE MR0175

757 - Stainless steel

CF8M body & ball - EN 558 series 3 up to 4", series 12 above - PS: 20 bar - TS: -50°C/+230°C.

NPS	1/2"	3/4"	1"	1"1/2	2"	2"1/2	3"	4"	6"	8"
face to face	108	117	127	165	178	190	203	229	394	457
code	757015	757020	757025	757040	757050	757065	757080	757100	757150	757200

NACE MR0175

Flanged RF ANSI 300

768 - Carbon steel

A216WCB body - CF8M ball - EN 558 series 4 up to 6" - PS: 50 bar - TS: -29°C/+230°C.

NPS	1/2"	3/4"	1"	1"1/2	2"	3"	4"	6"	8"
face to face	140	152	165	190	216	283	305	403	502
code	768015	768020	768025	768040	768050	768080	768100	768150	768200

NACE MR0175

769 - Stainless steel

CF8M body & ball - EN 558 series 4 up to 6"- PS: 50 bar - TS: -50°C/+230°C.

NPS	1/2"	3/4"	1"	1"1/2	2"	3"	4"	6"	8"
face to face	140	152	165	190	216	283	305	403	502
code	769015	769020	769025	769040	769050	769080	769100	769150	769200

NACE MR0175

not on stock, on request.

Option & spare parts

Spare gearbox

for 752-753-756-757-768-769

DN	100	125	150	200
NPS	4"	-	6"	8"
code	9830221	9830222	9830266	9830267
mounting code	WORKGB2	WORKGB2	WORKGB2	WORKGB2

Spare stainless steel lever

for 752-753-756-757-768-769

DN	15-20	25-32	40-50	65	80	100	125-150	200
NPS	1/2"-3/4"	1"	1"1/2-2"	2"1/2	3"	4"	6"	8"
code	9812090	9812091	9812092	9812093	9812094	9812095	9812096	9812097

PDF Eraser Free

Split body - Fire safe - High temperature

Flanged RF PN40/16 - EN 558 series 1

Guarantee 5 Years

2014/68/EU Directive Nº0056 - Risk category III / module H1 - Fire safe ISO 10497, API 607 & BS 6755 - SIL 3 - Flanged RF PN40/16 up to DN50, RF PN16 above - EN 558 series 1 (DIN 3202 F1) - Impact test on request - Full bore - Anti-blowout stem - Antistatic device - ISO pad - Lever operated up to DN150, supplied bare shaft above - PS: see tables.

SIL | TA LUFT | FIRE SAFE | CE 0056 | ISO 9001 | 3.1 20 €/DN | Compatible ATEX ZONE no source of ignition

340/316 AIGF - Carbon steel

A216WCB body - CF8M ball - **PTFE + 25% glass fiber seats** - TS: -20ºC/+230ºC.

DN	15	20	25	32	40	50	65	80	100	125	150	200
face to face	130	150	160	180	200	230	290	310	350	400	480	600
PS (bar)	40	40	40	40	40	40	16	16	16	16	16	16
code	340AIGF015	340AIGF020	340AIGF025	340AIGF032	340AIGF040	340AIGF050	316AIGF065	316AIGF080	316AIGF100	316AIGF125	316AIGF150	316AIGF200

not on stock, on request.

340/316 AICG - Carbon steel

A216WCB body - CF8M ball - **PTFE + 20% graphite seats** - TS: -20ºC/+260ºC.

DN	15	20	25	32	40	50	65	80	100	125	150	200
face to face	130	150	160	180	200	230	290	310	350	400	480	600
PS (bar)	40	40	40	40	40	40	16	16	16	16	16	16
code	340AICG015	340AICG020	340AICG025	340AICG032	340AICG040	340AICG050	316AICG065	316AICG080	316AICG100	316AICG125	316AICG150	316AICG200

not on stock, on request.

340/316 IIT - Stainless steel

CF8M body & ball - **PTFE seats** - TS: -50ºC/+230ºC.

DN	15	20	25	32	40	50	65	80	100	125	150	200
face to face	130	150	160	180	200	230	290	310	350	400	480	600
PS (bar)	40	40	40	40	40	40	16	16	16	16	16	16
code	340IIT015	340IIT020	340IIT025	340IIT032	340IIT040	340IIT050	316IIT065	316IIT080	316IIT100	316IIT125	316IIT150	316IIT200

Flanged RF PN40/16 - EN 558 series 27

Guarantee 5 Years

2014/68/EU Directive Nº0056 - Risk category III / module H1 - Fire safe ISO 10497, API 607 & BS 6755 - SIL 3 - Flanged RF PN40/16 up to DN50, RF PN16 above - EN 558 series 27 (DIN 3202 F4/F5) - Full bore - Anti-blowout stem - Antistatic device - ISO pad - Lever operated up to DN150, supplied bare shaft above - PS: see tables.

SIL | TA LUFT | FIRE SAFE | CE 0056 | ISO 9001 | 3.1 see p. 20 | Compatible ATEX ZONE no source of ignition

540/516 AIT - Carbon steel

A216WCB body - CF8M ball - **PTFE seats** - TS: -20ºC/+230ºC.



DN	15	20	25	32	40	50	65	80	100	125	150	200	250	300
face to face	115	120	125	130	140	150	170	180	190	325	350	400	450	500
PS (bar)	40	40	40	40	40	40	16	16	16	16	16	16	16	16
code	540AIT015	540AIT020	540AIT025	540AIT032	540AIT040	540AIT050	516AIT065	516AIT080	516AIT100	516AIT125	516AIT150	516AIT200	516AIT250	516AIT300

not on stock, on request.

540/516 IIT - Stainless steel

CF8M body & ball - **PTFE seats** - TS: -50ºC/+230ºC.



DN	15	20	25	32	40	50	65	80	100	125	150	200	250	300
face to face	115	120	125	130	140	150	170	180	190	325	350	400	450	500
PS (bar)	40	40	40	40	40	40	16	16	16	16	16	16	16	16
code	540IIT015	540IIT020	540IIT025	540IIT032	540IIT040	540IIT050	516IIT065	516IIT080	516IIT100	516IIT125	516IIT150	516IIT200	516IIT250	516IIT300

not on stock, on request.

540/516 AIGF - Carbon steel

A216WCB body - CF8M ball - **PTFE + 25% glass fiber seats** - TS: -20ºC/+230ºC.



DN	15	20	25	32	40	50	65	80	100	125	150	200	250	300
face to face	115	120	125	130	140	150	170	180	190	325	350	400	450	500
PS (bar)	40	40	40	40	40	40	16	16	16	16	16	16	16	16
code	540AIGF015	540AIGF020	540AIGF025	540AIGF032	540AIGF040	540AIGF050	516AIGF065	516AIGF080	516AIGF100	516AIGF125	516AIGF150	516AIGF200	516AIGF250	516AIGF300

Carbon steel & stainless steel ball valves

PDF Eraser Free

540/516 IIGF - Stainless steel

CF8M body & ball - **PTFE + 25% glass fiber seats** - TS: -50°C/+230°C.

DN	15	20	25	32	40	50	65	80	100	125	150	200	250	300
face to face	115	120	125	130	140	150	170	180	190	325	350	400	450	500
PS (bar)	40	40	40	40	40	40	16	16	16	16	16	16	16	16
code	540IIGF015	540IIGF020	540IIGF025	540IIGF032	540IIGF040	540IIGF050	516IIGF065	516IIGF080	516IIGF100	516IIGF125	516IIGF150	516IIGF200	516IIGF250	516IIGF300

540/516 AICG - Carbon steel

A216WCB body - CF8M ball - **PTFE + 20% graphite seats** - TS: -20°C/+260°C.

DN	15	20	25	32	40	50	65	80	100	125	150	200	250	300
face to face	115	120	125	130	140	150	170	180	190	325	350	400	450	500
PS (bar)	40	40	40	40	40	40	16	16	16	16	16	16	16	16
code	540AICG015	540AICG020	540AICG025	540AICG032	540AICG040	540AICG050	516AICG065	516AICG080	516AICG100	516AICG125	516AICG150	516AICG200	516AICG250	516AICG300

not on stock, on request.



540/516 IICG - Stainless steel

CF8M body & ball - **PTFE + 20% graphite seats** - TS: -50°C/+260°C.

DN	15	20	25	32	40	50	65	80	100	125	150	200	250	300
face to face	115	120	125	130	140	150	170	180	190	325	350	400	450	500
PS (bar)	40	40	40	40	40	40	16	16	16	16	16	16	16	16
code	540IICG015	540IICG020	540IICG025	540IICG032	540IICG040	540IICG050	516IICG065	516IICG080	516IICG100	516IICG125	516IICG150	516IICG200	516IICG250	516IICG300

not on stock, on request.

540/516 AIS - Carbon steel

A216WCB body - CF8M ball - **STANSIT® seats** (PTFE + 50% stainless steel) - TS: -20°C/+260°C.

DN	15	20	25	32	40	50	65	80	100	125	150	200	250	300
face to face	115	120	125	130	140	150	170	180	190	325	350	400	450	500
PS (bar)	40	40	40	40	40	40	16	16	16	16	16	16	16	16
code	540AIS015	540AIS020	540AIS025	540AIS032	540AIS040	540AIS050	516AIS065	516AIS080	516AIS100	516AIS125	516AIS150	516AIS200	516AIS250	516AIS300

not on stock, on request.

540/516 IIS - Stainless steel

CF8M body & ball - **STANSIT® seats** (PTFE + 50% stainless steel) - TS: -50°C/+260°C.

DN	15	20	25	32	40	50	65	80	100	125	150	200	250	300
face to face	115	120	125	130	140	150	170	180	190	325	350	400	450	500
PS (bar)	40	40	40	40	40	40	16	16	16	16	16	16	16	16
code	540IIS015	540IIS020	540IIS025	540IIS032	540IIS040	540IIS050	516IIS065	516IIS080	516IIS100	516IIS125	516IIS150	516IIS200	516IIS250	516IIS300

not on stock, on request.

Flanged RF ANSI 150

Guarantee 5 Years

2014/68/EU Directive Nº0056 - Risk category III / module H1 - Fire safe ISO 10497, API 607 & BS 6755 - SIL 3 - NACE MR0175 - EN 558 series 3 up to 4", series 12 above - Full bore - Anti-blowout stem - Antistatic device - ISO pad - Lever operated up to DN150, supplied bare shaft above - PS: 20 bar.

NACE MR0175 | SIL | TA LUFT | FIRE SAFE | CE 0056 | ISO 9001 | 3.1 see p. 20 | Compatible ATEX ZONE no source of ignition

515 AIT - Carbon steel

A216WCB body - CF8M ball - **PTFE seats** - TS: -29°C/+230°C.

NPS	1/2"	3/4"	1"	1"1/2	2"	2"1/2	3"	4"	6"	8"	10"	12"
face to face	108	117	127	165	178	190	203	229	394	457	533	610
code	515AIT015	515AIT020	515AIT025	515AIT040	515AIT050	515AIT065	515AIT080	515AIT100	515AIT150	515AIT200	515AIT250	515AIT300

not on stock, on request.



515 IIT - Stainless steel

CF8M body & ball - **PTFE seats** - TS: -50°C/+230°C.

NPS	1/2"	3/4"	1"	1"1/2	2"	2"1/2	3"	4"	6"	8"	10"	12"
face to face	108	117	127	165	178	190	203	229	394	457	533	610
code	515IIT015	515IIT020	515IIT025	515IIT040	515IIT050	515IIT065	515IIT080	515IIT100	515IIT150	515IIT200	515IIT250	515IIT300

not on stock, on request.

Carbon steel & stainless steel ball valves

PDF Eraser Free

NEW

515 AIGF - Carbon steel

A216WCB body - CF8M ball - **PTFE seats** - TS: -29°C/+230°C.

NPS	1/2"	3/4"	1"	1"1/2	2"	2"1/2	3"	4"	6"	8"	10"	12"
face to face	108	117	127	165	178	190	203	229	394	457	533	610
code	515AIGF015	515AIGF020	515AIGF025	515AIGF040	515AIGF050	515AIGF065	515AIGF080	515AIGF100	515AIGF150	515AIGF200	515AIGF250	515AIGF300

not on stock, on request.

Flanged RF ANSI 300

Guarantee 5 Years

2014/68/EU Directive Nº0056 - Risk category III / module H1 - Fire safe ISO 10497, API 607 & BS 6755 - SIL 3 - NACE MR0175 - EN 558 series 4 up to 6" - Full bore - Anti-blowout stem - Antistatic device - ISO pad - Lever operated up to DN150, supplied bare shaft above - PS: 50 bar.

NACE MR0175 | SIL | TA LUFT | FIRE SAFE | CE 0056 | ISO 9001 | 3.1 see p. 20 | Compatible ATEX ZONE no source of ignition



530 AIT - Carbon steel

A216WCB body - CF8M ball - **PTFE seats** - TS: -29°C/+230°C.

NPS	1/2"	3/4"	1"	1"1/2	2"	3"	4"	6"	8"	10"	12"
face to face	140	152	165	190	216	282	305	403	502	568	648
code	530AIT015	530AIT020	530AIT025	530AIT040	530AIT050	530AIT080	530AIT100	530AIT150	530AIT200	530AIT250	530AIT300

not on stock, on request.



530 IIT - Stainless steel

CF8M body & ball - **PTFE seats** - TS: -50°C/+230°C.

NPS	1/2"	3/4"	1"	1"1/2	2"	3"	4"	6"	8"	10"	12"
face to face	140	152	165	190	216	282	305	403	502	568	648
code	530IIT015	530IIT020	530IIT025	530IIT040	530IIT050	530IIT080	530IIT100	530IIT150	530IIT200	530IIT250	530IIT300

not on stock, on request.

Options & spare parts

MOUNTING 7 €/pc

983013 - Stainless steel locking device

DN	15	20	25	32	40	50	65	80	100	125	150
code	9830130	9830130	9830130	9830131	9830132	9830132	9830133	9830134	9830135	9830136	9830137

98305 - Spare stainless steel lever

DN	15	20	25	32	40	50	65	80	100	125	150
code	9830513	9830513	9830513	9830514	9830515	9830515	9830516	9830517	9830518	9830519	9830520

98305 - Spare stainless steel oval wheel

DN	15	20	25	32	40	50
code	9830575	9830575	9830575	9830576	9830577	9830577

98305 - Spare gearbox

DN	125	150	200	250	300
code for 316/516/515	9830591	9830592	9830593	9830595	9830596
mounting code	WORKGB2	WORKGB2	WORKGB2	WORKGB2	WORKGB2

DN	125	150	200	250	300
code for 340/540/530	9830591	9830592	9830595	9830595	9830597
mounting code	WORKGB2	WORKGB2	WORKGB2	WORKGB2	WORKGB2

MOUNTING 7 €/pc

98306 - Stainless steel stem extension

Height 100 mm

DN	15	20-25	32	40-50	65	80	100	125	150	200
code	JCVSI015	JCVSI020025	JCVSI032	JCVSI040050	JCVSI065	JCVSI080	JCVSI100	JCVSI125	JCVSI150	JCVSI200

not on stock, on request.

MOUNTING 7 €/pc

98306 - Stainless steel stem extension with ISO pad

Height 100 mm

DN	15-20	25	32	40-50	65	80	100	125	150	200
code	JCRISO015020	JCRISO025	JCRISO032	JCRISO040050	JCRISO065	JCRISO080	JCRISO100	JCVSSBI125	JCVSSBI150	JCVSSBI200

Carbon steel & stainless steel ball valves

Adler products are not available for the German market.

PDF Eraser Free

3 piece body - ISO pad - Fire Safe

2014/68/EU Directive N°0038 - Risk category III / module H - Face fo face DIN 3202-4 M3 - Fire safe ISO 10497 - Fugitive emissions ISO 15848-1 class A - NACE MR0175 - PTFE seats - Full bore - Anti-blowout stem - Antistatic device - ISO pad - TS: -28°C/+200°C.

NACE MR0175 | FUGITIVE EMISSIONS | FIRE SAFE | CE 0038 | ISO 9001 | 3.1 see p. 20 | Compatible ATEX ZONE no source of ignition

712 - Carbon steel

A216WCB body - CF3 ball.

Ø	1/4"	3/8"	1/2"	3/4"	1"	1"1/4	1"1/2	2"	2"1/2	3"	4"*
PS (bar)	100	100	64	64	40	40	40	40	25	25	20
BSP code	712002	712003	712004	712005	712006	712007	712008	712009	712010	712011	712012
BW code	712108	712110	712115	712120	712125	712132	712140	712150	712165	712180	712199
SW code	712208	712210	712215	712220	712225	712232	712240	712250	712265	712280	712299

* not fire safe. *not on stock, on request. Approx. 4-5 weeks delivery time.*

713 - Stainless steel

CF8M body - CF3M ball.

Ø	1/4"	3/8"	1/2"	3/4"	1"	1"1/4	1"1/2	2"	2"1/2	3"	4"*
PS (bar)	100	100	64	64	40	40	40	40	25	25	20
BSP code	713002	713003	713004	713005	713006	713007	713008	713009	713010	713011	713012
BW code	713108	713110	713115	713120	713125	713132	713140	713150	713165	713180	713199
SW code	713208	713210	713215	713220	713225	713232	713240	713250	713265	713280	713299

* not fire safe. *not on stock, on request. Approx. 4-5 weeks delivery time.*

Wafer

2014/68/EU Directive N°0038 - Risk category III / module H - Fire safe ISO 10497 - Fugitive emissions ISO 15848-1 class A - NACE MR0175 - Flanged RF PN40 up to DN80, flanged RF PN16 above - PTFE seats - Full bore - Antistatic device - ISO pad - PS: 40 bar up to DN80, 16 bar above - TS: -28°C/+200°C.

NACE MR0175 | FUGITIVE EMISSIONS | FIRE SAFE | CE 0038 | ISO 9001 | 3.1 see p. 20 | Compatible ATEX ZONE no source of ignition

720 - Carbon steel

A105 body - CF3 ball - EN 558 series 100 (except DN125).

DN	15	20	25	32	40	50	65	80	100	125	150	200
face to face	35	37	43	51	64	84	103	120	154	182	234	310
code	720015	720020	720025	720032	720040	720050	720066	720080	720100	720125	720150	720200

not on stock, on request. Approx. 4-5 weeks delivery time.

770 - Stainless steel

F316L body up to DN100, CF8M above - CF3M ball up to DN100, CF8 above - EN 558 series 100 (except DN125).

DN	15	20	25	32	40	50	65	80	100	125	150	200
face to face	35	37	43	51	64	84	103	120	154	182	234	310
code	770015	770020	770025	770032	770040	770050	770065	770080	770100	770125	770150	770200

not on stock, on request. Approx. 4-5 weeks delivery time.

Split body

Flanged RF PN40/16

2014/68/EU Directive N°0038 - Risk category III / module H - Fire safe ISO 10497 - Fugitive emissions ISO 15848-1 class A - NACE MR0175 - Flanged RF PN40 up to DN80, flanged RF PN16 above - PTFE seats - Full bore - Antistatic device - ISO pad - PS: 40 bar up to DN80, 16 bar above - TS: -28°C/+200°C.

NACE MR0175 | FUGITIVE EMISSIONS | FIRE SAFE | CE 0038 | ISO 9001 | 3.1 see p. 20 | Compatible ATEX ZONE no source of ignition

750 - Carbon steel

A105 body - CF3 ball - EN 558 series 27.



DN	15	20	25	32	40	50	65*	80	100	125	150
face to face	115	119	125	130	140	150	170	180	190	325	350
code	750015	750020	750025	750032	750040	750050	750065	750080	750100	750125	750150

* Flanged RF PN16 - PS: 16 bar. *not on stock, on request. Approx. 4-5 weeks delivery time.*

Carbon steel & stainless steel ball valves

Adler products are not available for the German market.

PDF Eraser Free

751 - Stainless steel

F316L body - CF3M ball - EN 558 series 27.

DN	15	20	25	32	40	50	65*	80	100
face to face	115	119	125	130	140	150	170	180	190
code	751015	751020	751025	751032	751040	751050	751065	751080	751100

not on stock, on request. Approx. 4-5 weeks delivery time.

* Flanged RF PN16 - PS: 16 bar.

Flanged RF ANSI 150

2014/68/EU Directive N°0038 - Risk category III / module H - Fire safe ISO 10497 - Fugitive emissions ISO 15848-1 class A - NACE MR0175 - Flanged RF ANSI 150 - PTFE seats - Full bore - Antistatic device - ISO pad - PS: 20 bar - TS: -28°C/+200°C.

NACE MR0175 | FUGITIVE EMISSIONS | FIRE SAFE | CE 0038 | ISO 9001 | 3.1 see p. 20 | Compatible ATEX ZONE no source of ignition



766 - Carbon steel

A105 body - CF3 ball - EN 558 series 3.

NPS	1/2"	3/4"	1"	1"1/2	2"	2"1/2	3"	4"
face to face	108	118,5	126	165	178	190	203	229
code	766015	766020	766025	766040	766050	766065	766080	766100

767 - Stainless steel

F316L body - CF3M ball - EN 558 series 3.

NPS	1/2"	3/4"	1"	1"1/2	2"	2"1/2	3"	4"
face to face	108	118,5	126	165	178	190	203	229
code	767015	767020	767025	767040	767050	767065	767080	767100

not on stock, on request. Approx. 4-5 weeks delivery time.

Flanged RF PN25

2014/68/EU Directive N°0038 - Risk category III / module H - Fire safe ISO 10497 - Fugitive emissions ISO 15848-1 class A - NACE MR0175 - Flanged RF PN25 - PTFE seats - Full bore - Antistatic device - ISO pad - PS: 25 bar - TS: -28°C/+200°C.

NACE MR0175 | FUGITIVE EMISSIONS | FIRE SAFE | CE 0038 | ISO 9001 | 3.1 see p. 20 | Compatible ATEX ZONE no source of ignition

754 - Carbon steel

A105 body - CF3 ball - EN 558 series 1.

DN	15	20	25	32	40	50	65	65*	80	100
face to face	130	150	160	180	200	230	290	290	310	350
code	754015	754020	754025	754032	754040	754050	754065	754066	754080	754100

Stainless steel execution fig. 755 available on request, please consult

* Flanged RF PN16 - PS: 16 bar. *not on stock, on request. Approx. 4-5 weeks delivery time.*

Flanged RF ANSI 300

2014/68/EU Directive N°0038 - Risk category III / module H - Fire safe ISO 10497 - Fugitive emissions ISO 15848-1 class A - NACE MR0175 - Flanged RF ANSI 300 - PTFE seats - Full bore - Antistatic device - ISO pad - PS: 50 bar - TS: -28°C/+200°C.

NACE MR0175 | FUGITIVE EMISSIONS | FIRE SAFE | CE 0038 | ISO 9001 | 3.1 see p. 20 | Compatible ATEX ZONE no source of ignition



758 - Carbon steel

A105 body - CF3 ball - EN 558 series 4.

NPS	1/2"	3/4"	1"	1"1/2	2"	2"1/2	3"	4"
face to face	140	151	165	191	216	241	283	305
code	758015	758020	758025	758040	758050	758065	758080	758100

Stainless steel execution fig. 759 available on request, please consult

not on stock, on request. Approx. 4-5 weeks delivery time.

Carbon steel & stainless steel ball valves

Adler products are not available for the German market.

PDF Eraser Free

751 - Stainless steel

F316L body - CF3M ball - EN 558 series 27.

DN	15	20	25	32	40	50	65*	80	100
face to face	115	119	125	130	140	150	170	180	190
code	751015	751020	751025	751032	751040	751050	751065	751080	751100

not on stock, on request. Approx. 4-5 weeks delivery time.

* Flanged RF PN16 - PS: 16 bar.

Flanged RF ANSI 150

2014/68/EU Directive N°0038 - Risk category III / module H - Fire safe ISO 10497 - Fugitive emissions ISO 15848-1 class A - NACE MR0175 - Flanged RF ANSI 150 - PTFE seats - Full bore - Antistatic device - ISO pad - PS: 20 bar - TS: -28°C/+200°C.

NACE MR0175 | FUGITIVE EMISSIONS | FIRE SAFE | CE 0038 | ISO 9001 | 3.1 see p. 20 | Compatible ATEX ZONE no source of ignition



766 - Carbon steel

A105 body - CF3 ball - EN 558 series 3.

NPS	1/2"	3/4"	1"	1"1/2	2"	2"1/2	3"	4"
face to face	108	118,5	126	165	178	190	203	229
code	766015	766020	766025	766040	766050	766065	766080	766100

767 - Stainless steel

F316L body - CF3M ball - EN 558 series 3.

NPS	1/2"	3/4"	1"	1"1/2	2"	2"1/2	3"	4"
face to face	108	118,5	126	165	178	190	203	229
code	767015	767020	767025	767040	767050	767065	767080	767100

not on stock, on request. Approx. 4-5 weeks delivery time.

Flanged RF PN25

2014/68/EU Directive N°0038 - Risk category III / module H - Fire safe ISO 10497 - Fugitive emissions ISO 15848-1 class A - NACE MR0175 - Flanged RF PN25 - PTFE seats - Full bore - Antistatic device - ISO pad - PS: 25 bar - TS: -28°C/+200°C.

NACE MR0175 | FUGITIVE EMISSIONS | FIRE SAFE | CE 0038 | ISO 9001 | 3.1 see p. 20 | Compatible ATEX ZONE no source of ignition

754 - Carbon steel

A105 body - CF3 ball - EN 558 series 1.

DN	15	20	25	32	40	50	65	65*	80	100
face to face	130	150	160	180	200	230	290	290	310	350
code	754015	754020	754025	754032	754040	754050	754065	754066	754080	754100

Stainless steel execution fig. 755 available on request, please consult

* Flanged RF PN16 - PS: 16 bar. *not on stock, on request. Approx. 4-5 weeks delivery time.*

Flanged RF ANSI 300

2014/68/EU Directive N°0038 - Risk category III / module H - Fire safe ISO 10497 - Fugitive emissions ISO 15848-1 class A - NACE MR0175 - Flanged RF ANSI 300 - PTFE seats - Full bore - Antistatic device - ISO pad - PS: 50 bar - TS: -28°C/+200°C.

NACE MR0175 | FUGITIVE EMISSIONS | FIRE SAFE | CE 0038 | ISO 9001 | 3.1 see p. 20 | Compatible ATEX ZONE no source of ignition



758 - Carbon steel

A105 body - CF3 ball - EN 558 series 4.

NPS	1/2"	3/4"	1"	1"1/2	2"	2"1/2	3"	4"
face to face	140	151	165	191	216	241	283	305
code	758015	758020	758025	758040	758050	758065	758080	758100

Stainless steel execution fig. 759 available on request, please consult

not on stock, on request. Approx. 4-5 weeks delivery time.

PDF Eraser Free

NEW Trunnion ball valves

2014/68/EU Directive N°0056 - Risk category III / module H1 - Fire safe ISO 10497, API 607 & BS 6755 - SIL 3 - NACE MR0175 - Full bore - Anti-blowout stem - Antistatic device - ISO pad - Lever operated up to DN150, supplied with gearbox above.

NACE MR0175 | SIL | TA LUFT | FIRE SAFE | CE 0056 | ISO 9001 | 3.1 see p. 20 | Compatible ATEX ZONE no source of ignition

JC VALVES

6015AICG - Carbon steel - Flanged RF ANSI 150

A105N body - CF8M ball - PTFE +20% graphite seat - PS: 20 bar - TS: -29°C / +260°C.

NPS	2"	3"	4"	6"	8"	10"	12"
face to face	178	203	229	394	457	533	610
code	6015AICG050	6015AICG080	6015AICG100	6015AICG150	6015AICG200	6015AICG250	6015AICG300

not on stock, on request. Approx. 2-3 weeks delivery time.

6030AICG - Carbon steel - Flanged RF ANSI 300

A105N body - CF8M ball - PTFE +20% graphite seat - PS: 50 bar - TS: -29°C / +260°C.

NPS	2"	3"	4"	6"	8"	10"	12"
face to face	216	283	305	403	502	568	648
code	6030AICG050	6030AICG080	6030AICG100	6030AICG150	6030AICG200	6030AICG250	6030AICG300

not on stock, on request. Approx. 2-3 weeks delivery time.

6060AIDV - Carbon steel - Flanged RF ANSI 600

A105N body - CF8M ball - Devlon seat - PS: 100 bar - TS: -29°C / +125°C.

NPS	2"	3"	4"	6"	8"	10"	12"
face to face	292	356	432	559	660	787	838
code	6060AIDV050	6060AIDV080	6060AIDV100	6060AIDV150	6060AIDV200	6060AIDV250	6060AIDV300

not on stock, on request. Approx. 2-3 weeks delivery time.

Flanged - 3 way

2014/68/EU Directive N°0038 - Risk category III / module H - Flanged RF PN16 - RTFE seats - 4 seats / 3 way tightness - Stem tightness: PTFE-FKM - Full bore - Anti-blowout stem - Antistatic device - PS: 16 bar.

CE 0038 | ISO 9001 | 3.1 see p. 20 | Compatible ATEX ZONE no source of ignition

783 - Carbon steel - L-port
784 - Carbon steel - T-port

A216WCB body - CF8 ball - TS: -20°C/+150°C.

DN	25	32	40	50	65	80	100	125	150
783 code	783025	783032	783040	783050	783065	783080	783100	783125	783150
784 code	784025	784032	784040	784050	784065	784080	784100	784125	784150

785 - Stainless steel - L-port
786 - Stainless steel - T-port

CF8M body & ball - TS: -30°C/+150°C.

DN	25	32	40	50	65	80	100	125	150
785 code	785025	785032	785040	785050	785065	785080	785100	785125	785150
786 code	786025	786032	786040	786050	786065	786080	786100	786125	786150

Additional delivery time 3-5 days

2014/68/EU Directive N°0035 - Risk category II / module H - Flanged RF P16/40 up to DN50, PN16 above - RTFE seats - Anti-blowout stem - Antistatic device - Full bore - ISO pad - Locking device - PS: see table - TS: -20°C/+180°C.

CE 0035 | ISO 9001 | 3.1 see p. 20 | Compatible ATEX ZONE no source of ignition

V33H-6-IIR/L (V33) - Stainless steel - L-port
V33H-6-IIR/T (V33) - Stainless steel - T-port

CF8M body - F316 ball.

DN	15	20	25	32	40	50	65	80	100
PS (bar)	40	40	40	40	40	40	16	16	16
L code	V33H6IIRL015	V33H6IIRL020	V33H6IIRL025	V33H6IIRL032	V33H6IIRL040	V33H6IIRL050	V33H6IIRL065	V33H6IIRL080	V33H6IIRL100
T code	V33H6IIRT015	V33H6IIRT020	V33H6IIRT025	V33H6IIRT032	V33H6IIRT040	V33H6IIRT050	V33H6IIRT065	V33H6IIRT080	V33H6IIRT100

Concentric butterfly valves

PDF Eraser Free



Cast iron - GG25

2014/68/EU Directive N°0035 - Risk category III / module H up to DN600, risk category I above - Lloyd's Register Type Approval for marine applications - GG25 body up to DN600, GGG40 above - Epoxy coated - ISO pad - PS: 16 bar up to DN300, 10 bar above - TS with EPDM seat: -10°C/+110°C (temporarely +130°C).

CE 0035 | ISO 9001 | 3.1 see p. 20

Face to face according to EN 558 series 20 / ISO pad according to ISO 5211

DN	32/40	50	65	80	100	125	150	200	250	300	350	400	450	500	600	700	800	900	1000
face to face "E"	33	43	46	46	52	56	56	60	68	78	78	102	114	127	154	163	188	203	216
ISO pad	F05	F05	F05	F05	F05	F07	F07	F10	F12	F12	F12	F12	F16	F16	F16	F25	F25	F25	F25
square drive	9	9	9	9	11	14	14	17	22	27	27	27	30	36	40	Ø 63,35	Ø 63,35	Ø 75	Ø 85

Seat EPDM - Disc GGG40 nickel-plated - TS: -15°C/+110°C

1125 - Wafer - Lever

Between flanges PN10/16, ANSI 150 & JIS 10K.

DN	32-40	50	65	80	100	125	150	200	250	300
PS (bar)	16	16	16	16	16	16	16	16	16	16
code	1125040	1125050	1125065	1125080	1125100	1125125	1125150	1125200	1125250	1125300

1125 - Wafer - Gearbox

Between flanges PN10/16, ANSI 150 (up to DN600) & JIS 10K (up to DN300).

DN	100	125	150	200	250	300	350	400	450	500
PS (bar)	16	16	16	16	16	16	10	10	10	10
code	1125102	1125127	1125152	1125202	1125252	1125302	1125350	1125400	1125450	1125500

DN	600	700	800	900	1000
PS (bar)	10	10	10	10	10
code	1125600	1125700	1125800	1125900	1125990

1135 - Lug - Lever

Between flanges PN10/16 up to DN150, PN10 or PN16 above.

DN	40	50	65	80	100	125	150	200	250	300
PS (bar)	16	16	16	16	16	16	16	10/16*	10/16*	10/16*
PN10 code	-	-	-	-	-	-	-	1135200	1135250	1135300
PN16 code	1135040	1135050	1135065	1135080	1135100	1135125	1135150	1135201	1135251	1135301

* PS: 10 bar for PN10 valves, 16 bar for PN16 valves.

1135 - Lug - Gearbox

Between flanges PN10/16 up to DN150, PN10 or PN16 above.

DN	100	125	150	200	250	300	350	400	450	500	600
PS (bar)	16	16	16	10/16*	10/16*	10/16*	10	10	10	10	10
PN10 code	-	-	-	1135202	1135252	1135302	1135350	1135400	1135450	1135500	1135600
PN16 code	1135102	1135127	1135152	1135203	1135253	1135303	1135351	1135401	1135451	1135501	1135601

* PS: 10 bar for PN10 valves, 16 bar for PN16 valves.

Seat EPDM - Disc CF8M - TS: -15°C/+110°C

1123 - Wafer - Lever

Between flanges PN10/16, ANSI 150 & JIS 10K.

DN	32-40	50	65	80	100	125	150	200	250	300
PS (bar)	16	16	16	16	16	16	16	16	16	16
code	1123040	1123050	1123065	1123080	1123100	1123125	1123150	1123200	1123250	1123300

Concentric butterfly valves

PDF Eraser Free

1123 - Wafer - Gearbox

Between flanges PN10/16, ANSI 150 (up to DN600) & JIS 10K (up to DN300).

DN	100	125	150	200	250	300	350	400	450	500
PS (bar)	16	16	16	16	16	16	10	10	10	10
code	1123102	1123127	1123152	1123202	1123252	1123302	1123350	1123400	1123450	1123500

DN	600	700	800	900	1000
PS (bar)	10	10	10	10	10
code	1123600	1123700	1123800	1123900	1123990

not on stock, on request.

1133 - Lug - Lever

Between flanges PN10/16 up to DN150, PN10 or PN16 above.

DN	40	50	65	80	100	125	150	200	250	300
PS (bar)	16	16	16	16	16	16	16	10/16*	10/16*	10/16*
PN10 code	-	-	-	-	-	-	-	1133200	1133250	1133300
PN16 code	1133040	1133050	1133065	1133080	1133100	1133125	1133150	1133201	1133251	1133301

* PS: 10 bar for PN10 valves, 16 bar for PN16 valves.

1133 - Lug - Gearbox

Between flanges PN10/16 up to DN150, PN10 or PN16 above.

DN	100	125	150	200	250	300	350	400	450	500	600
PS (bar)	16	16	16	10/16*	10/16*	10/16*	10	10	10	10	10
PN10 code	-	-	-	1133202	1133252	1133302	1133350	1133400	1133450	1133500	1133600
PN16 code	1133102	1133127	1133152	1133203	1133253	1133303	1133351	1133401	1133451	1133501	1133601

* PS: 10 bar for PN10 valves, 16 bar for PN16 valves.

Seat NBR - Disc CF8M - TS: -10°C/+80°C

1121 - Wafer - Lever

Between flanges PN10/16, ANSI 150 & JIS 10K.

DN	32-40	50	65	80	100	125	150	200	250	300
PS (bar)	16	16	16	16	16	16	16	16	16	16
code	1121040	1121050	1121065	1121080	1121100	1121125	1121150	1121200	1121250	1121300

1121 - Wafer - Gearbox

Between flanges PN10/16, ANSI 150.

DN	350	400	450	500
PS (bar)	10	10	10	10
code	1121350	1121400	1121450	1121500

1131 - Lug - Lever

Between flanges PN10/16 up to DN150, PN10 or PN16 above.

DN	40	50	65	80	100	125	150	200	250	300
PS (bar)	16	16	16	16	16	16	16	10/16*	10/16*	10/16*
PN10 code	-	-	-	-	-	-	-	1131200	1131250	1131300
PN16 code	1131040	1131050	1131065	1131080	1131100	1131125	1131150	1131201	1131251	1131301

* PS: 10 bar for PN10 valves, 16 bar for PN16 valves.

1131 - Lug - Gearbox

Between flanges PN10/16 up to DN150, PN10 or PN16 above.

DN	100	125	150	200	250	300
PS (bar)	16	16	16	10/16*	10/16*	10/16*
PN10 code	-	-	-	1131202	1131252	1131302
PN16 code	1131102	1131127	1131152	1131203	1131253	1131303

* PS: 10 bar for PN10 valves, 16 bar for PN16 valves.

Concentric butterfly valves

PDF Eraser Free

Ductile iron - GGG40

2014/68/EU Directive N°0035 - Risk category III / module H - GGG40 body - Epoxy coated - ISO pad - PS: 16 bar up to DN300, 10 bar above - ⚠ Supplied with lever up to DN300, supplied with gearbox above.

CE 0035 | ISO 9001 | 3.1 see p. 20

Face to face according to EN 558 series 20 / ISO pad according to ISO 5211

DN	40	50	65	80	100	125	150	200	250	300	350	400	450	500	600
face to face "E"	33	43	46	46	52	56	56	60	68	78	78	102	114	127	154
ISO pad	F07	F07	F07	F07	F07	F07	F07	F10	F10	F10	F10	F14	F14	F14	F16
square drive	9	9	9	9	11	14	14	17	22	22	22	27	27	36	36

Seat EPDM - TS: -10°C/+110°C

1170 - Wafer - Disc GGG40 epoxy coated

Between flanges PN10/16, ANSI 150 & JIS 10K up to DN300.

WRAS APPROVED PRODUCT | PZH | ACS Drinking water

DN	32-40	50	65	80	100	125	150	200	250	300	350	400	450	500	600
PS (bar)	16	16	16	16	16	16	16	16	16	16	10	10	10	10	10
code	1170040	1170050	1170065	1170080	1170100	1170125	1170150	1170200	1170250	1170300	1170350	1170400	1170450	1170500	1170600

1175 - Lug - Disc GGG40 epoxy coated

Between flanges PN10 or PN16.

WRAS APPROVED PRODUCT | PZH | ACS Drinking water

DN	40	50	65	80	100	125	150	200	250	300	350	400
PS (bar)	16	16	16	16	16	16	16	10/16*	10/16*	10/16*	10	10
PN10 code	-	-	-	-	-	-	-	1175200	1175250	1175300	1175350	1175400
PN16 code	1175040	1175050	1175065	1175080	1175100	1175125	1175150	1175201	1175251	1175301	1175351	1175401

* PS: 10 bar for PN10 valves, 16 bar for PN16 valves.

Seat High temperature EPDM - TS: -10°C/+130°C

1173 - Wafer - Disc CF8M

Between flanges PN10/16, ANSI 150 & JIS 10K up to DN300.

DN	32-40	50	65	80	100	125	150	200	250	300	350	400	450	500
PS (bar)	16	16	16	16	16	16	16	16	16	16	10	10	10	10
code	1173040	1173050	1173065	1173080	1173100	1173125	1173150	1173200	1173250	1173300	1173350	1173400	1173450	1173500

1176 - Lug - Disc CF8M

Between flanges PN10 or PN16.

DN	40	50	65	80	100	125	150	200	250	300
PS (bar)	16	16	16	16	16	16	16	10/16*	10/16*	10/16*
PN10 code	-	-	-	-	-	-	-	1176200	1176250	1176300
PN16 code	1176040	1176050	1176065	1176080	1176100	1176125	1176150	1176201	1176251	1176301

* PS: 10 bar for PN10 valves, 16 bar for PN16 valves.

Seat NBR - TS: -10°C/+90°C

1174 - Wafer - Disc Aluminium bronze

Between flanges PN10/16 & ANSI 150.

DN	32-40	50	65	80	100	125	150	200	250	300
PS (bar)	16	16	16	16	16	16	16	16	16	16
code	1174040	1174050	1174065	1174080	1174100	1174125	1174150	1174200	1174250	1174300

not on stock, on request.

Options & spare parts

1192 - Spare gearbox (only for butterfly valves 1170, 1173, 1174, 1175 & 1176)

DN	40	50	65	80	100	125	150	200	250	300
code	1192001	1192001	1192001	1192001	1192002	1192003	1192003	1192004	1192005	1192006
mounting code	WORKGB1	WORKGB1	WORKGB1	WORKGB1	WORKGB1	WORKGB1	WORKGB2	WORKGB2	WORKGB2	WORKGB2

Spare lever (only for butterfly valves 1170, 1173, 1174, 1175 & 1176)

DN	40	50	65	80	100	125	150	200	250	300
code	9831150	9831150	9831150	9831150	9831151	9831152	9831152	9831153	9831154	9831154

Spare seat

Spare EPDM & NBR seats available on request, please consult

Concentric butterfly valves

Ductile iron - GGG50

PDF Eraser Free

Guaranteed 5 Years

2014/68/EU Directive N°0038 - Risk category III / module H - SIL 2 - Bureau Veritas Marine approval N°14087/C0BV - GGG50 body - Rilsan coated - ISO pad - PS: 16 bar up to DN300, 10 bar above - Gearbox recommended above DN200 - ⚠ Supplied with lever up to DN300, supplied bare shaft above or with gearbox on specific reference.

BUREAU VERITAS · SIL · CE 0038 · ISO 9001 · 3.1 see p. 20

Face to face according to EN 558 series 20 / ISO pad according to ISO 5211

DN	40	50	65	80	100	125	150	200	250	300	350	400	450	500	600
face to face "E"	33	43	46	46	52	56	56	60	68	78	78	102	114	127	154
ISO pad	F7	F7	F7	F7	F7	F7	F7	F7	F10	F10	F14	F14	F14	F14	F16
square drive	8	8	9	11	11	14	14	17	19	22	22	27	Ø 50*	Ø 50*	Ø 60*

* splined shaft.

Seat EPDM - TS: -20°C/+110°C

ACS Drinking water

1150 - Wafer - Disc CF8M up to DN100, disc GGG50 rilsan coated above

Between flanges PN10/16 & ANSI 150 up to DN400, PN10 above.

DN	32-40	50	65	80	100	125	150	200	250	300
PS (bar)	16	16	16	16	16	16	16	16	16	16
code	1150040	1150050	1150065	1150080	1150100	1150125	1150150	1150200	1150250	1150300

DN	350	400	450	500	600
PS (bar)	10	10	10	10	10
code	1150350	1150400	1150450	1150500	1150600
gearbox code	1150352	1150402	1150452	1150502	1150602

not on stock, on request.

1160 - Lug - Disc CF8M up to DN100, disc GGG50 rilsan coated above

Between flanges PN10 or PN16.

DN	32	40	50	65	80	100	125	150	200	250	300	350	400
PS (bar)	16	16	16	16	16	16	16	16	10/16*	10/16*	10/16*	10	10
PN10 code	-	-	-	-	-	-	-	-	1160200	1160250	1160300	1160350	1160400
PN16 code	1160032	1160040	1160050	1160065	1160080	1160100	1160125	1160150	1160201	1160251	1160301	-	-
PN10 gearbox code	-	-	-	-	-	-	-	-	-	-	-	1160352	1160402

* PS: 10 bar for PN10 valves, 16 bar for PN16 valves.

1153 - Wafer - Disc CF8M

Between flanges PN10/16 & ANSI 150 up to DN400, PN10 above.

DN	32-40	50	65	80	100	125	150	200	250	300
PS (bar)	16	16	16	16	16	16	16	16	16	16
code	1153040	1153050	1153065	1153080	1153100	1153125	1153150	1153200	1153250	1153300
gearbox code	-	-	-	-	-	-	1153152	1153202	1153252	1153302

DN	350	400	450	500
PS (bar)	10	10	10	10
code	1153350	1153400	1153450	1153500
gearbox code	1153352	1153402	1153452	1153502

not on stock, on request.

1163 - Lug - Disc CF8M

Between flanges PN10 or PN16.

DN	40	50	65	80	100	125	150	200	250	300	350	400
PS (bar)	16	16	16	16	16	16	16	10/16*	10/16*	10/16*	10	10
PN10 code	-	-	-	-	-	-	-	1163200	1163250	1163300	1163350	1163400
PN16 code	1163040	1163050	1163065	1163080	1163100	1163125	1163150	1163201	1163251	1163301	-	-

* PS: 10 bar for PN10 valves, 16 bar for PN16 valves.

Concentric butterfly valves

PDF Eraser Free

Seat high temperature EPDM - TS: -20°C/+130°C

1149 - Wafer - Disc CF8M

Between flanges PN10/16 & ANSI 150 up to DN400, PN 10 above.

DN	32-40	50	65	80	100	125	150	200	250	300
PS (bar)	16	16	16	16	16	16	16	16	16	16
code	1149040	1149050	1149065	1149080	1149100	1149125	1149150	1149200	1149250	1149300

DN	350	400	450	500
PS (bar)	10	10	10	10
code	1149350	1149400	1149450	1149500

not on stock, on request.

Seat NBR - TS: -10°C/+90°C

1152 - Wafer - Disc CF8M up to DN100 - Disc GGG50 epoxy or rilsan coated above

Between flanges PN10/16 & ANSI 150 up to DN400, PN 10 above.

DN	32-40	50	65	80	100	125	150	200	250	300
PS (bar)	16	16	16	16	16	16	16	16	16	16
code	1152040	1152050	1152065	1152080	1152100	1152125	1152150	1152200	1152250	1152300

DN	350	400	450	500
PS (bar)	10	10	10	10
code	1152350	1152400	1152450	1152500
gearbox code	1152352	1152402	1152452	1152502

not on stock, on request.

1162 - Lug - Disc CF8M up to DN100 - Disc GGG50 epoxy coated above

Between flanges PN10 or PN16.

								Flanges PN10	
DN	40	50	65	80	100	125	150	200	250
PS (bar)	16	16	16	16	16	16	16	10	10
code	1162040	1162050	1162065	1162080	1162100	1162125	1162150	1162200	1162250

COMPRESSED AIR

1152V - Wafer - Disc CF8M up to DN100 - Disc GGG50 epoxy coated above - Vulcanized NBR seat

Between flanges PN10/16 & ANSI 150 up to DN400, PN 10 above.

DN	32-40	50	65	80	100	125	150	200
PS (bar)	16	16	16	16	16	16	16	16
code	1152V040	1152V050	1152V065	1152V080	1152V100	1152V125	1152V150	1152V200

COMPRESSED AIR

1162V - Lug - Disc CF8M up to DN100 - Disc GGG50 epoxy coated above - Vulcanized NBR seat

Between flanges PN10 or PN16.

DN	40	50	65	80	100	125	150	200
PS (bar)	16	16	16	16	16	16	16	16
code	1162V040	1162V050	1162V065	1162V080	1162V100	1162V125	1162V150	1162V200

1151 - Wafer - Disc CF8M

Between flanges PN10/16 & ANSI 150 up to DN400, PN 10 above.

DN	32-40	50	65	80	100	125	150	200	250	300
PS (bar)	16	16	16	16	16	16	16	16	16	16
code	1151040	1151050	1151065	1151080	1151100	1151125	1151150	1151200	1151250	1151300

Concentric butterfly valves

PDF Eraser Free

NEW

1161 - Lug - Disc CF8M

Between flanges PN10 or PN16.

DN	40	50	65	80	100	125	150	200	250	300
PS (bar)	16	16	16	16	16	16	16	10/16*	10/16*	10/16*
PN10 code	-	-	-	-	-	-	-	1161200	1161250	1161300
PN16 code	1161040	1161050	1161065	1161080	1161100	1161125	1161150	1161201	1161251	1161301

* PS: 10 bar for PN10 valves, 16 bar for PN16 valves.

1156 - Wafer - Disc CF8M - Seat white NBR

Between flanges PN10/16 & ANSI 150 up to DN400, PN 10 above.

DN	32-40	50	65	80	100	125	150	200	250	300
PS (bar)	16	16	16	16	16	16	16	16	16	16
code	1156040	1156050	1156065	1156080	1156100	1156125	1156150	1156200	1156250	1156300

1158 - Wafer - Disc aluminium bronze

Between flanges PN10/16 & ANSI 150 up to DN400, PN 10 above.

DN	32-40	50	65	80	100	125	150	200	250	300
PS (bar)	16	16	16	16	16	16	16	16	16	16
code	1158040	1158050	1158065	1158080	1158100	1158125	1158150	1158200	1158250	1158300

DN	350	400	450	500
PS (bar)	10	10	10	10
code	1158350	1158400	1158450	1158500

not on stock, on request.

Seat carboxylated NBR - TS: -10°C/+90°C

1147 - Wafer - Disc CF8M up to DN100, Disc GGG50 epoxy coated above

Between flanges PN10/16 & ANSI 150 up to DN400, PN 10 above.

DN	32-40	50	65	80	100	125	150	200	250	300
PS (bar)	16	16	16	16	16	16	16	16	16	16
code	1147040	1147050	1147065	1147080	1147100	1147125	1147150	1147200	1147250	1147300

Gas service - Low temperature NBR - TS: -20°C/+60°C

GAS

1141 - Wafer - Disc CF8M up to DN100, Disc GGG50 epoxy coated above

PS: 5 bar (class MOP5) - Between flanges PN10/16 & ANSI 150 up to DN400, PN 10 above.

DN	32-40	50	65	80	100	125	150	200
PS (bar)	5	5	5	5	5	5	5	5
code	1141040	1141050	1141065	1141080	1141100	1141125	1141150	1141200

GAS

1181 - Lug - Disc CF8M up to DN100, Disc GGG50 epoxy coated above

PS: 5 bar (class MOP5) - Between flanges PN10 or PN16.

Flanges PN10

DN	40	50	65	80	100	125	150	200
PS (bar)	16	16	16	16	16	16	16	10
code	1181040	1181050	1181065	1181080	1181100	1181125	1181150	1181200

Seat silicone - TS: -40°C/+150°C

1157 - Wafer - Disc CF8M

Between flanges PN10/16 & ANSI 150 up to DN400, PN 10 above.

DN	32-40	50	65	80	100	125	150	200	250	300
PS (bar)	16	16	16	16	16	16	16	16	16	16
code	1157040	1157050	1157065	1157080	1157100	1157125	1157150	1157200	1157250	1157300

not on stock, on request.

Concentric butterfly valves

PDF Eraser Free

Seat alimentary silicone - TS: -30°C/+150°C

1183 - Disc polished CF8M

Between flanges PN10/16 & ANSI 150 up to DN400, PN 10 above.

DN	32-40	50	65	80	100	125	150	200	250	300
PS (bar)	16	16	16	16	16	16	16	16	16	16
code	1183040	1183050	1183065	1183080	1183100	1183125	1183150	1183200	1183250	1183300

Seat FKM - TS: -5°C/+180°C

1154 - Wafer - Disc CF8M

Between flanges PN10/16 & ANSI 150 up to DN400, PN 10 above.

DN	32-40	50	65	80	100	125	150	200	250	300
PS (bar)	16	16	16	16	16	16	16	16	16	16
code	1154040	1154050	1154065	1154080	1154100	1154125	1154150	1154200	1154250	1154300

DN	350	400	450	500
PS (bar)	10	10	10	10
code	1154350	1154400	1154450	1154500
gearbox code	1154352	1154402	-	-

not on stock, on request.

1164 - Lug - Disc CF8M

Between flanges PN10 or PN16.

DN	40	50	65	80	100	125	150	200 (Flanges PN10)
PS (bar)	16	16	16	16	16	16	16	10
code	1164040	1164050	1164065	1164080	1164100	1164125	1164150	1164200

Seat Teflon® with silicone liner - TS: -25°C/+200°C

1145 - Wafer - Disc CF8M

Between flanges PN10/16 & ANSI 150 up to DN400, PN 10 above.

DN	32-40	50	65	80	100	125	150	200	250*	300*
PS (bar)	16	16	16	16	16	16	16	10	10	10
code	1145040	1145050	1145065	1145080	1145100	1145125	1145150	1145200	1145250	1145300

* Includes gearbox.

1166 - Lug - Disc CF8M

Between flanges PN10 or PN16.

DN	40	50	65	80	100	125	150	200 (Flanges PN10)
PS (bar)	16	16	16	16	16	16	16	10
code	1166040	1166050	1166065	1166080	1166100	1166125	1166150	1166200

1155 - Wafer - Disc CF8M + Teflon®

Between flanges PN10/16 & ANSI 150 up to DN400, PN 10 above.

DN	32-40	50	65	80	100	125	150	200	250*	300*
PS (bar)	16	16	16	16	16	16	16	10	10	10
code	1155040	1155050	1155065	1155080	1155100	1155125	1155150	1155200	1155250	1155300

* Includes gearbox.

1165 - Lug - Disc CF8M + Teflon®

Between flanges PN10 or PN16.

DN	40	50	65	80	100	125	150	200 (Flanges PN10)
PS (bar)	16	16	16	16	16	16	16	10
code	1165040	1165050	1165065	1165080	1165100	1165125	1165150	1165200

Concentric butterfly valves

PDF Eraser Free

Fire network service - Seat EPDM - TS: -10°C/+110°C

IP 65

APSAD R1

1148 - Wafer - Disc CF8M up to DN100, Disc GGG50 epoxy coated above

Acc. to APSAD R1 - With gearbox - Between flanges PN10/16 & ANSI 150 up to DN400, PN 10 above.

DN	50	65	80	100	125	150	200	250	300
PS (bar)	16	16	16	16	16	16	16	16	16
code	1148050	1148065	1148080	1148100	1148125	1148150	1148200	1148250	1148300

1142 - Wafer - Disc CF8M up to DN100, Disc GGG50 epoxy coated above

Acc. to APSAD R1 - With gearbox & limit switches - Between flanges PN10/16 & ANSI 150 up to DN400, PN 10 above.

APSAD R1

DN	50	65	80	100	125	150	200	250	300
PS (bar)	16	16	16	16	16	16	16	16	16
code	1142050	1142065	1142080	1142100	1142125	1142150	1142200	1142250	1142300

Guarantee 5 Years

2014/68/EU Directive N°0038 - Risk category III / module H - Bureau Veritas Marine approval N°14087/C0BV - GGG50 body - Rilsan coated - ISO pad - PS: 25 bar - Gearbox recommended above DN200.

CE 0038 | ISO 9001 | 3.1 see p. 20

Seat EPDM - TS: -20°C/+110°C

1187 - Wafer - Disc CF8M up to DN100, Disc GGG50 above

Between flanges PN10/16 & ANSI 150 up to DN400, PN 10 above.

DN	50	65	80	100	125	150
PS (bar)	25	25	25	25	25	25
code	1187050	1187065	1187080	1187100	1187125	1187150

Carbon steel & stainless steel

Seat EPDM - TS: -20°C/+110°C

Guarantee 5 Years

2014/68/EU Directive N°0038 - Risk category III / module H - Bureau Veritas Marine approval N°14087/C0BV - CF8M body - PS: 16 bar.

CE 0038 | ISO 9001 | 3.1 see p. 20

1184 - Wafer - Disc CF8M

Between flanges PN10/16 & ANSI 150

DN	32-40	50	65	80	100	125	150	200	250	300
code	1184040	1184050	1184065	1184080	1184100	1184125	1184150	1184200	1184250	1184300

Smoke & fumes service - Metal seat

Guarantee 5 Years

2014/68/EU Directive N°0038 - Risk category III / module H - A216WCB or CF8M body - Metal seat - ISO pad - PS: 16 bar - Incomplete tightness: loss factor 2% of Kvs - ⚠ **Not suitable for steam.**

CE 0038 | ISO 9001 | 3.1 see p. 20 | Compatible ATEX ZONE no source of ignition

SMOKE

1111 - Wafer - Body A216WCB - Disc CF8M up to DN100, Disc GGG50 epoxy coated above - TS: -20°C/+350°C

Between flanges PN10/16 & ANSI 150.

DN	32-40	50	65	80	100	125	150	200	250	300
code	1111040	1111050	1111065	1111080	1111100	1111125	1111150	1111200	1111250	1111300

Available up to DN1400 on request

SMOKE

1112 - Wafer - Body CF8M - Disc CF8M - TS: -30°C/+350°C

Between flanges PN10/16 & ANSI 150.

DN	32-40	50	65	80	100	125	150	200
code	1112040	1112050	1112065	1112080	1112100	1112125	1112150	1112200

Double offset butterfly valves

PDF Eraser Free

Carbon steel & stainless steel

Face to face according to EN 558 series 20 / ISO pad according to ISO 5211

DN	40	65	80	100	125	150	200	250	300	350	400
face to face "E"	43	46	47	53	57	56	62	68	78	78	102
ISO pad	F07/F05	F07/F05	F10/F07	F10/F07	F10/F07	F10/F07	F12/F10	F12/F10	F14/F12	F14/F12	F16/F14
square drive	11	11	14	14	17	17	19	22	27	27	36

STEAM

2014/68/EU Directive N°0035 - Risk category III / module H - SIL 2 - PTFE seats (15% graphite filled) - Bidirectional tightness with preferential flow direction - ISO pad - TS: -29°C/+210°C.
Supplied with gearbox above DN150 or 6" - ⚠ Steam up to 10 bar max.

SIL | CE 0035 | ISO 9001 | 3.1 see p. 20 | Compatible ATEX ZONE no source of ignition

Between flanges PN25

TA LUFT

1110 - Carbon steel - Wafer - Body A216WCB / Disc CF8M

DN	50	65	80	100	125	150	200	250	300
PS (bar)	25	25	25	25	25	25	25	25	25
code	1110050	1110065	1110080	1110100	1110125	1110150	1110200	1110250	1110300

STEAM

2014/68/EU Directive N°0035 - Risk category III / module H - Fire safe ISO 10497 - SIL 2 - PTFE seats (15% graphite filled) - ISO pad - TS: -29°C/+210°C.
Supplied with gearbox above DN150 or 6" - ⚠ Steam up to 10 bar max.

SIL | FIRE SAFE | CE 0035 | ISO 9001 | 3.1 see p. 20 | Compatible ATEX ZONE no source of ignition

DN50-150

Between flanges PN16/25 - Fire safe

1113 - Carbon steel - Wafer - Body A216WCB / Disc CF8M

DN	50	65	80	100	125	150	200	250	300	350	400
PS (bar)	25	25	25	16/25*	16/25*	16/25*	16/25*	16/25*	16/25*	25	25
PN16 code	-	-	-	1113101	1113126	1113151	1113201	1113251	1113301	-	-
PN25 code	1113050	1113065	1113080	1113100	1113125	1113150	1113200	1113250	1113300	1113350	1113400

* PS: 16 bar for PN16 valves, 25 bar for PN25 valves.

1117 - Carbon steel - Lug PN16 - Body A216WCB / Disc CF8M

DN	50	65	80	100	125	150	200	250	300
PS (bar)	16	16	16	16	16	16	16	16	16
code	1117050	1117065	1117080	1117100	1117125	1117150	1117200	1117250	1117300

DN200-400

1114 - Stainless steel - Wafer - Body CF8M / Disc CF8M

DN	50	65	80	100	125	150	200	250	300	350	400
PS (bar)	25	25	25	25	25	25	25	25	25	25	25
PN25 code	1114050	1114065	1114080	1114100	1114125	1114150	1114200	1114250	1114300	1114350	1114400

8"-14"

Between flanges ANSI 150 - Fire safe

1115 - Carbon steel - Wafer - Body A216WCB / Disc CF8M

NPS	2"	2"1/2	3"	4"	5"	6"	8"	10"	12"	14"
PS (bar)	20	20	20	20	20	20	20	20	20	20
code	1115050	1115065	1115080	1115100	1115125	1115150	1115200	1115250	1115300	1115350

1117 - Carbon steel - Lug - Body A216WCB / Disc CF8M

NPS	2"	2"1/2	3"	4"	5"	6"	8"	10"	12"
PS (bar)	20	20	20	20	20	20	20	20	20
code	1117051	1117066	1117081	1117101	1117126	1117151	1117201	1117251	1117301

Double offset butterfly valves

PDF Eraser Free

1116 - Stainless steel - Wafer - Body CF8M / Disc CF8M

NPS	2"	2"1/2	3"	4"	5"	6"	8"
PS (bar)	20	20	20	20	20	20	20
code	1116050	1116065	1116080	1116100	1116125	1116150	1116200

Options & spare parts

1193 - Spare gearbox with position indicator (only for double offset butterfly valves)

DN	50	65	80	100	125	150
NPS	2"	2"1/2	3"	4"	5"	6"
code	1193001	1193001	1193002	1193003	1193004	1193004
mounting code	WORKGB1	WORKGB1	WORKGB1	WORKGB1	WORKGB1	WORKGB2

983132 - Spare ductile iron lever (only for double offset butterfly valves)

DN	50	65	80	100	125	150
NPS	2"	2"1/2	3"	4"	5"	6"
code	9831320	9831320	9831321	9831321	9831322	9831322

Actuated double offset butterfly valves

Carbon steel & stainless steel

STEAM

All our pneumatic actuated butterfly valves are designed for a compressed air supply of 6 bar - Other air supply pressure on request, please consult.
All our electric actuated butterfly valves are equipped with a 230V AC actuator as standard - Other voltages on request, please consult.
⚠ **ΔP max.: 20 bar** - actuators & automation complements, see page 161.

ISO 9001

Between flanges PN25

PNEUMATIC

NEW

1110 - Wafer - Pneumatic actuated carbon steel double offset butterfly valve

A216WCB body - CF8M disc - PS: 25 bar - TS: -10°C/+210°C.

Ex 10 €/pc

double acting		
DN	actuator	code
50	ADA40	260890015101
65	ADA40	260891015101
80	ADA80	260892015102
100	ADA80	260893015102
125	ADA200	260894015104
150	ADA300	260895015105
200	ADA300	260896015105
250	ADA500	260897015106
300	ADA500	260898015106

spring return		
DN	actuator	code
50	ASR130	260890016103
65	ASR130	260891016103
80	ASR200	260892016104
100	ASR300	260893016105
125	ASR500	260894016106
150	ASR500	260895016103
200	ASR850	260896016107

double acting		
DN	actuator	code
50	RE76	260890017008R
65	RE76	260891017008R
80	RE76	260892017008R
100	RE86	260893017009R
125	RE101	260894017010R
150	RE116	260895017011R
200	RE126	260896017012R
250	RE126	260897017012R
300	RE146	260898017013R

spring return		
DN	actuator	code
50	RES86	260890017109R
65	RES86	260891017109R
80	RES101	260892017110R
100	RES116	260893017111R
125	RES126	260894017112R
150	RES146	260895017113R
200	RES161	260896017114R
250	RES181	260897117115R
300	RES201	260898017116R

Double offset butterfly valves

PDF Eraser Free

1116 - Stainless steel - Wafer - Body CF8M / Disc CF8M

	2"	2"1/2	3"	4"	5"	6"	8"
PS (bar)	20	20	20	20	20	20	20
code	1116050	1116065	1116080	1116100	1116125	1116150	1116200

Options & spare parts

1193 - Spare gearbox with position indicator (only for double offset butterfly valves)

DN	50	65	80	100	125	150
NPS	2"	2"1/2	3"	4"	5"	6"
code	1193001	1193001	1193002	1193003	1193004	1193004
mounting code	WORKGB1	WORKGB1	WORKGB1	WORKGB1	WORKGB1	WORKGB2

983132 - Spare ductile iron lever (only for double offset butterfly valves)

DN	50	65	80	100	125	150
NPS	2"	2"1/2	3"	4"	5"	6"
code	9831320	9831320	9831321	9831321	9831322	9831322

Actuated double offset butterfly valves

Carbon steel & stainless steel

STEAM

All our pneumatic actuated butterfly valves are designed for a compressed air supply of 6 bar - Other air supply pressure on request, please consult.
All our electric actuated butterfly valves are equipped with a 230V AC actuator as standard - Other voltages on request, please consult.
⚠ **ΔP max.: 20 bar** - actuators & automation complements, see page 161.

ISO 9001

Between flanges PN25

PNEUMATIC

NEW

1110 - Wafer - Pneumatic actuated carbon steel double offset butterfly valve

A216WCB body - CF8M disc - PS: 25 bar - TS: -10°C/+210°C.

Ex 10 €/pc

double acting		
DN	actuator	code
50	ADA40	260890015101
65	ADA40	260891015101
80	ADA80	260892015102
100	ADA80	260893015102
125	ADA200	260894015104
150	ADA300	260895015105
200	ADA300	260896015105
250	ADA500	260897015106
300	ADA500	260898015106

spring return		
DN	actuator	code
50	ASR130	260890016103
65	ASR130	260891016103
80	ASR200	260892016104
100	ASR300	260893016105
125	ASR500	260894016106
150	ASR500	260895016103
200	ASR850	260896016107

double acting		
DN	actuator	code
50	RE76	260890017008R
65	RE76	260891017008R
80	RE76	260892017008R
100	RE86	260893017009R
125	RE101	260894017010R
150	RE116	260895017011R
200	RE126	260896017012R
250	RE126	260897017012R
300	RE146	260898017013R

spring return		
DN	actuator	code
50	RES86	260890017109R
65	RES86	260891017109R
80	RES101	260892017110R
100	RES116	260893017111R
125	RES126	260894017112R
150	RES146	260895017113R
200	RES161	260896017114R
250	RES181	260897117115R
300	RES201	260898017116R

PDF Eraser Free

Unidirectional tightness

Cast iron

Excluded from 2014/68/EU Directive (art. 4, §3) - Unidirectional tightness: specific mounting position - Lug type - Between flanges PN10 - GG25 body - Stainless steel F304 gate - Rising stem, non rising handwheel - Rilsan painted.

ISO 9001 | 3.1 see p. 20

170 - Handwheel operated - NBR seat
TS: -10°C/+90°C.
171 - Handwheel operated - EPDM seat
TS: -10°C/+110°C.
176 - Handwheel operated - Metal seat
TS: -10°C/+90°C - Incomplete tightness: loss factor 1%.

DN	50	65	80	100	125	150	200	250	300	350	400
PS (bar)	10	10	10	10	10	10	10	8	6	4	4
170 code	170050	170065	170080	170100	170125	170150	170200	170250	170300	170350	170400
171 code	171050	171065	171080	171100	171125	171150	171200	171250	171300	171350	171400
176 code	176050	176065	176080	176100	176125	176150	176200	176250	176300	-	-

DN	450	500	600	700	800
PS (bar)	3	3	3	2	2
170 code	170450	170500	170600	170700	170800
171 code	171450	171500	171600	-	-

170 - Handwheel operated with limit switch - NBR seat
TS: -10°C/+90°C - Limit switch for open position.

DN	100	125	150	200	250	300	350	400
PS (bar)	10	10	10	10	8	6	4	4
code	170101	170126	170151	170201	170251	170301	170351	170401

DN	450	500	600	700	800
PS (bar)	3	3	3	2	2
code	170451	170501	170601	170701	170801

170 - Quick opening - Lever operated - NBR seat
TS: -10°C/+90°C.

DN	80	100	125	150
PS (bar)	10	10	10	10
code	170083	170103	170127	170153

170 ISO - ISO pad for electric actuator - NBR seat
171 ISO - ISO pad for electric actuator - EPDM seat
176 ISO - ISO pad for electric actuator - Metal seat
F10 ISO pad

DN	50	65	80	100	125	150	200	250	300	350	400
stem (Ø x pitch)	20 x 4	20 x 4	20 x 4	20 x 4	20 x 4	20 x 4	25 x 5	25 x 5	25 x 5	35 x 6	35 x 6
stem length (mm)	160	175	180	205	230	265	320	370	420	500	555
nbr. of turns	13	16	20	25	31	38	40	50	60	58	67
torque (Nm)	20	22	25	30	35	40	46	52	60	80	110
170 ISO code	440004ISO	440005ISO	440006ISO	440007ISO	440008ISO	440009ISO	440010ISO	440011ISO	440012ISO	440013ISO	440014ISO
171 ISO code	441004ISO	441005ISO	441006ISO	441007ISO	441008ISO	441009ISO	441010ISO	441011ISO	441012ISO	441013ISO	441014ISO
176 ISO code	446004ISO	446005ISO	446006ISO	446007ISO	446008ISO	446009ISO	446010ISO	446011ISO	446012ISO	-	-

PDF Eraser Free

Metal seated gate valves

Threaded

Excluded from 2014/68/EU Directive (article 4, §3) - EPDM gland pack - Full bore - Non-rising stem - PS: 16 bar - TS: -10°C/+80°C - Incomplete tightness: loss factor 0,3-0,5%.

ISO 9001

102 - Brass BSP

Ø	1/4"	3/8"	1/2"	3/4"	1"	1"1/4	1"1/2	2"	2"1/2	3"	4"
code	102002	102003	102004	102005	102006	102007	102008	102009	102010	102011	102012

Excluded from 2014/68/EU Directive (article 4, §3) - Bronze body - Brass gate & inner parts - EPDM gland pack - Full bore - Non-rising stem - PS: 16 bar - TS: -10°C/+80°C - Incomplete tightness: loss factor 0,3-0,5%.

ISO 9001

146 - Bronze BSP

Ø	1/4"	3/8"	1/2"	3/4"	1"	1"1/4	1"1/2	2"	2"1/2	3"	4"
code	146002	146003	146004	146005	146006	146007	146008	146009	146010	146011	146012

Excluded from 2014/68/EU Directive (article 4, §3) - Bronze body - CW617N brass gate & bonnet - PTFE stem gasket - Full bore - Quick closing - PS: 16 bar up to 2", 10 bar above - TS: -10°C/+110°C - Incomplete tightness.

ISO 9001

140 - Bronze - Quick closing BSP

AIRAGA

Ø	3/8"	1/2"	3/4"	1"	1"1/4	1"1/2	2"	2"1/2	3"	4"
code	140003	140004	140005	140006	140007	140008	140009	140010	140011	140012

NEW

2014/68/EU Directive N°0036 - Risk category II / module A2 - CF8M body & gate - Metal seats - Full bore - Non rising stem - PS: 16 bar - TS: -20°C/+180°C.

CE 0036 | ISO 9001

RO - Stainless steel - S-First BSP

Ø	1/2"	3/4"	1"	1"1/4	1"1/2	2"
code	RO15	RO20	RO25	RO32	RO40	RO50

2014/68/EU Directive N°0038 - Risk category III / module H - CF8M body & gate - Metal seats - Full bore - Non rising stem - PS: 16 bar - TS: -20°C/+180°C.

CE 0038 | ISO 9001 | 3.1 see p. 20

106 - Stainless steel BSP

Ø	1/2"	3/4"	1"	1"1/4	1"1/2	2"
code	106004	106005	106006	106007	106008	106009

Flanged

2014/66/EU Directive N°0038 - Risk category III / module H - Flanged RF PN10 - EN 558 series 14 - GG25 body & gate - Brass seats - Non rising stem & handwheel - PS: 10 bar - TS: -10°C/+90°C.
⚠ **Leakage rate B according to EN 12266-1. Please consult specific values on the datasheet.**

CE 0038 | ISO 9001 | 3.1 see p. 20

150 - Cast iron

DN	40	50	65	80	100	125	150	200	250	300
face to face	140	150	170	180	190	200	210	230	250	270
code	150040	150050	150065	150080	150100	150125	150150	150200	150250	150300

Gate valves

Flanged

PDF Eraser Free

2014/68/EU Directive N°0038 - Risk category III / module H - Flanged RF PN16 (PN10/16 for 158) - GGG50 body & gate - Rising stem - Non rising handwheel - PS: 10 bar for PN10 valves, 16 bar for PN16 valves.
⚠ **Leakage rate B according to EN 12266-1. Please consult specific values on the datasheet.**

CE 0038 | ISO 9001 | 3.1 see p. 20

156 - Ductile iron - Brass seats

EN 558 series 14 (DIN 3202 F4) - TS: -10°C/+120°C.

DN	40	50	65	80	100	125	150	200	250	300
face to face	140	150	170	180	190	200	210	230	250	270
code	156040SF	156050SF	156065	156080	156100SF	156125SF	156150SF	156200	156250SF	156300SF

159 - Ductile iron - Stainless steel seats - DIN

EN 558 series 14 (DIN 3202 F4) - TS: -10°C/+180°C.

DN	40	50	65	80	100	125	150	200	250	300
face to face	140	150	170	180	190	200	210	230	250	270
code	159040	159050	159065	159080	159100	159125	159150	159200	159250	159300

158 - Ductile iron - Stainless steel seats - NF

EN 558 series 29 (NF 29323) - TS: -10°C/+180°C.

DN	40	50	65	80	100	125	150	200	250	300	350	400	500	600
face to face	136	142	154	160	172	186	200	228	255	285	315	340	380	425
PN10 code	-	-	-	-	-	-	-	158201	158251	158301SF	158351	158401	158501	158601
PN16 code	158040	158050	158065	158080	158100	158125	158150	158200	158250	158300	158350	158400	158500	158600

2014/68/EU Directive N°0036 - Risk category III / module H - Flanged RF PN16 - EN 558 series 15 (DIN 3202 series F5) - A216WCB cast steel body & bonnet - TRIM 8 - Bolted bonnet & gland pack - Rising, non rotating stem & non rising handwheel - PS: 16 bar - TS: -29°C/+425°C.

CE 0036 | ISO 9001 | 3.1 see p. 20 | Compatible ATEX ZONE no source of ignition

147 - Carbon steel - RF PN16

A216WCB + 13Cr gate - F6a stem - A105 + Stellite® Gr.6 seat.

DN	50	65	80	100	125	150	200	250	300
face to face	250	270	280	300	325	350	400	450	500
code	147050	147065	147080	147100	147125	147150	147200	147250	147300

2014/68/EU Directive N°0036 - Risk category III / module H - Flanged RF ANSI 150 - A216WCB cast steel body & bonnet - TRIM 8 - Bolted bonnet & gland pack - Rising, non rotating stem & non rising handwheel - PS: 16 bar - TS: -29°C/+425°C.

CE 0036 | ISO 9001 | 3.1 see p. 20 | Compatible ATEX ZONE no source of ignition

143 - Carbon steel - RF ANSI 150

A216WCB + 13Cr gate - F6a stem - A105 + Stellite® Gr.6 seat.

NPS	2"	2"1/2	3"	4"	5"	6"	8"	10"	12"	14"
face to face	178	191	203	229	254	267	292	330	356	381
code	143050	143065	143080	143100	143125	143150	143200	143250	143300	143350

NPS	16"	18"	20"	24"
face to face	406	432	457	508
code	143400	143450	143500	143600

2014/68/EU Directive N°0036 - Risk category III / module H - Flanged RF PN16 - EN 558 series 14 (DIN 3202 series F4) - CF8M cast stainless steel body & bonnet - TRIM 10 - Bolted bonnet & gland pack - Rising, non rotating stem & non rising handwheel - PS: 16 bar - TS: -29°C/+538°C.

CE 0036 | ISO 9001 | 3.1 see p. 20 | Compatible ATEX ZONE no source of ignition

148 - Stainless steel

CF8M - F316 stem - CF8M seat.

DN	50	65	80	100	125	150	200	250	300
face to face	150	170	180	190	200	210	230	250	270
code	148050	148065	148080	148100	148125	148150	148200	148250	148300

PDF Eraser Free

Resilient seated gate valves

Excluded from 2014/68/EU Directive (article 4, §3) up to DN300, risk category I / module A above - Flanged RF PN10/16 up to DN150, PN10 or PN16 above - GGG50 body - A420 stem - Full bore - Non rising stem - clockwise closing - Epoxy coated - PS: 10 bar for PN10 valves, 16 bar for PN16 valves - TS: -10°C/+70°C.

CE | ISO 9001 | 3.1 see p. 20

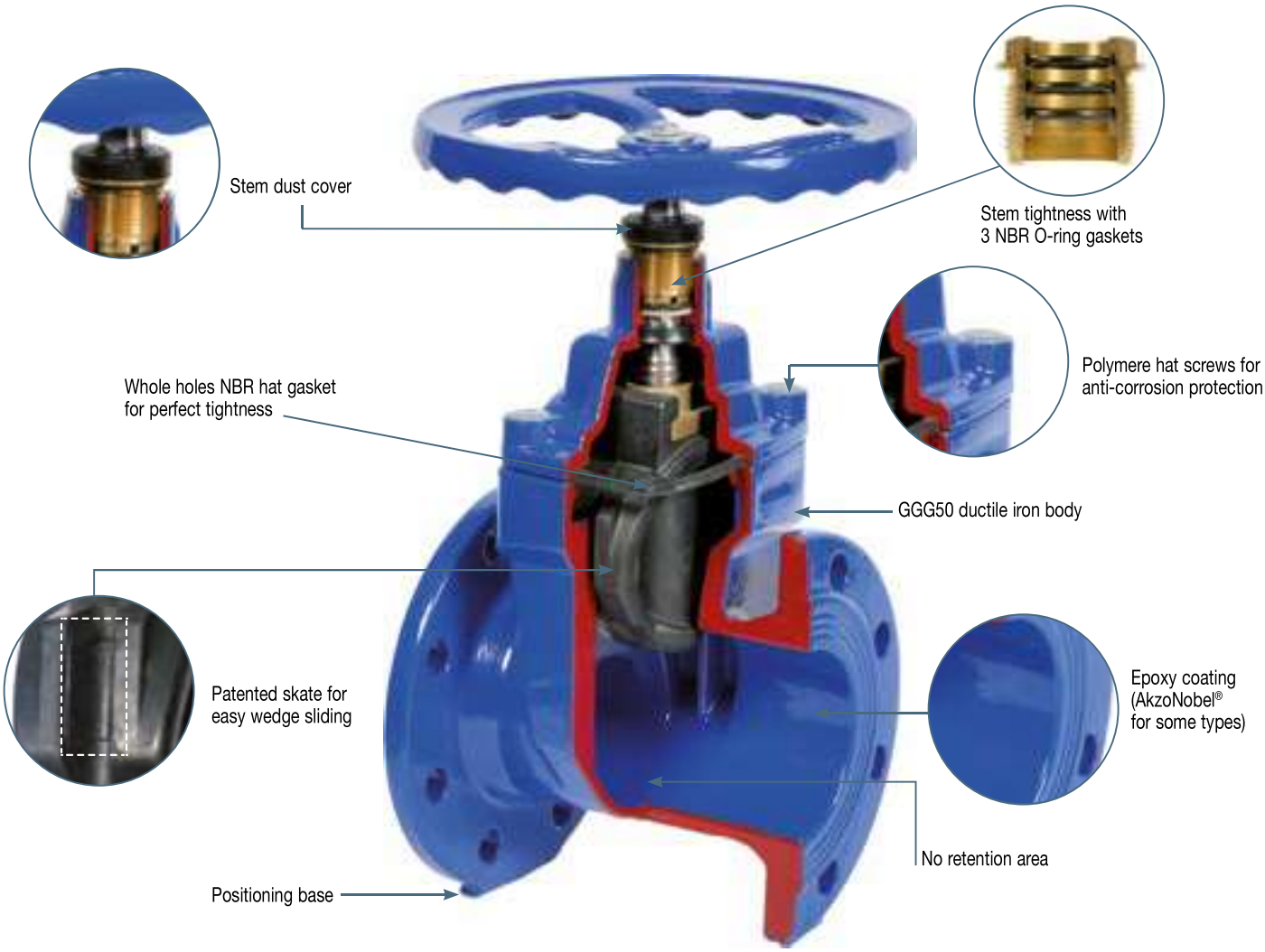

180 - EPDM wedge - EN 558 series 14 (DIN 3202 F4) - With handwheel

DN	40	50	65	80	100	125	150	200	250	300	350	400	450	500
face to face	140	150	170	180	190	200	210	230	250	270	290	310	330	350
PN10 code	-	-	-	-	-	-	-	180200	180250	180300	180350	180400	180450	180500
PN16 code	180040	180050	180065	180080	180100	180125	180150	180201	180251	180301	180351	180401	-	-

180 - EPDM wedge - EN 558 series 14 (DIN 3202 F4) - With gearbox

DN	600	700	800
face to face	390	430	470
PN10 code	180600	180700	180800

184 - EPDM wedge - EN 558 series 15 (DIN 3202 F5) - With square drive nut

DN	40	50	65	80	100	125	150	200	250	300	350	400
face to face	240	250	270	280	300	325	350	400	450	500	550	600
PN10 code	-	-	-	-	-	-	-	184200	184250	184300	184350	184400
PN16 code	184040	184050	184065	184080	184100	184125	184150	184201	184251	184301	184351	184401

Needle valves

HIGH PRESSURE

PDF Eraser Free

2014/68/EU Directive N°0948 - Risk category III / module B+C2 - A105 body - A410 needle - Rising rotating stem - PS: 200 bar - TS: -20°C/+180°C.

CE 0948 | ISO 9001

489 - Female/Female

Ø	1/4"	3/8"	1/2"	3/4"	1"	1"1/4	1"1/2	2"
code	489002	489003	489004	489005	489006	489007	489008	489009

HIGH PRESSURE

Excluded from 2014/68/EU Directive (article 4, §3) - CF8M body - F304 needle - PTFE gland pack - PS: 400 bar - TS: -20°C/+180°C.

ISO 9001 | 3.1 see p. 20 | Compatible ATEX ZONE no source of ignition

481 - Female/female 487 - Female/female 488 - Male/female

Ø	1/4"	3/8"	1/2"	3/4"	1"
481 code	481002	481003	481004	481005	481006
487 code	487002	487003	487004	487005	487006
488 code	488002	488003	488004	488005	488006

Globe valves

Threaded

2014/68/EU Directive N°0497 - Risk category III / module H - For fluids of group 2 - B62 Bronze body - Brass globe & bonnet - PTFE gland pack - PS: 16 bar - TS: -10°C/+110°C.

CE 0947 | ISO 9001

460 - Bronze - Metal-metal tightness 462 - Bronze - PTFE tightness

Ø	1/4"	3/8"	1/2"	3/4"	1"	1"1/4	1"1/2	2"
460 code	460002	460003	460004	460005	460006	460007	460008	460009
462 code	462002	462003	462004	462005	462006	462007	462008	462009

2014/68/EU Directive N°0497 - Risk category III / module H - For fluids from group 2 - B62 Bronze body - Brass union bonnet - F316L seat - PS: 25 bar - TS: -10°C/+180°C.

CE 0947 | ISO 9001

451 - Bronze - Metal-metal tightness 454 - Bronze - PTFE tightness

Ø	1/4"	3/8"	1/2"	3/4"	1"	1"1/4	1"1/2	2"
451 code	451002	451003	451004	451005	451006	451007	451008	451009
454 code	454002	454003	454004	454005	454006	454007	454008	454009

FOOD

2014/68/EU Directive - Risk category I / module A - CF8M body - CF8M globe - Metal seat - PS: 16 bar - TS: -20°C/+180°C - ⚠ **Not suitable for steam.**

CE 1935 | CE | ISO 9001 | 3.1 see p. 20

485 - Stainless steel

Ø	1/2"	3/4"	1"	1"1/4	1"1/2	2"
code	485004	485005	485006	485007	485008	485009

Flanged RF PN16

2014/68/EU Directive N°0038 - Risk category III / module H - Flanged RF PN16 - EN 558 series 1 - GG25 body & globe - Stainless steel stem & seat - Rising stem - PS: 16 bar - TS: -10°C/+120°C - ⚠ **Not suitable for steam.**

CE 0038 | 3.1 see p. 20

470 - Cast iron

DN	15	20	25	32	40	50	65	80	100	125	150	200
face to face	130	150	160	180	200	230	290	310	350	400	480	600
code	470015	470020	470025	470032	470040	470050	470065	470080	470100	470125	470150	470200

PDF Eraser Free

Flanged RF PN16

STEAM

2014/68/EU Directive N°0062 - Risk category III / module H - Flanged RF PN16 - EN 558 series 1 (DIN 3202 F1) - GG25 body - Stainless steel stem, globe & seat - Rising stem & handwheel - PS: 16 bar - TS: -10°C/+300°C - ⚠ **Steam up to 10 bar max.**

CE 0062 | ISO 9001 | 3.1 see p. 20

479 - Cast iron

ZETKAMA

DN	15	20	25	32	40	50	65	80	100	125	150	200
face to face	130	150	160	180	200	230	290	310	350	400	480	600
code	479015	479020	479025	479032	479040	479050	479065	479080	479100	479125	479150	479200

STEAM

2014/68/EU Directive N°0035 - Risk category III / module H - Flanged RF PN25/16 - EN 558 series 1 (DIN 3202 F1) - GGG40 body up to DN100, A216WCB above - Stainless steel stem, globe & seat - Bolted bonnet & gland pack - Non rising stem - PS: 25 bar up to DN50, 16 bar above - TS: -10°C/+350°C - ⚠ **Steam up to 10 bar max.**

CE 0035 | ISO 9001 | 3.1 see p. 20

476 - Ductile iron - With stainless steel bellow

DN	15	20	25	32	40	50	65	80	100	125	150	200
face to face	130	150	160	180	200	230	290	310	350	400	480	600
code	476015	476020	476025	476032	476040	476050	476065	476080	476100	476125	476150	476200

Flanged RF PN40

STEAM

2014/68/EU Directive N°0035 - Risk category III / module H - Flanged RF PN40 - EN 558 series 1 (DIN 3202 F1) - A216WCB body - Stainless steel stem, globe & seat - Bolted bonnet & gland pack - PS: 40 bar - TS: -20°C/+400°C.

CE 0035 | ISO 9001 | 3.1 see p. 20

471 - Carbon steel

Rising stem and handwheel

DN	15	20	25	32	40	50	65	80	100	125	150	200
face to face	130	150	160	180	200	230	290	310	350	400	480	600
code	471015	471020	471025	471032	471040	471050	471065	471080	471100	471125	471150	471200

475 - Carbon steel - With stainless steel bellow

Non-rising stem & handwheel

DN	15	20	25	32	40	50	65	80	100	125	150	200
face to face	130	150	160	180	200	230	290	310	350	400	480	600
code	475015	475020	475025	475032	475040	475050	475065	475080	475100	475125	475150	475200

NEW

2014/68/EU Directive - Risk category III / module H - Flanged RF PN40/16 - EN 558 series 1 (DIN 3202 F1) - CF8M body - F316 stem, globe & bellow - Bolted bonnet - Screwed gland pack - PS: 40 bar up to DN50, 16 bar above - TS: -50°C/+400°C.

CE 0035 | ISO 9001 | 3.1 see p. 20

472 - Stainless steel - With stainless steel bellow

Non-rising stem & handwheel

DN	15	20	25	32	40	50	65	80	100
face to face	130	150	160	180	200	230	290	310	350
code	472015	472020SF	472025	472032	472040	472050	472065	472080	472100

NEW

FOOD

2014/68/EU Directive - Risk category III / module H - Flanged RF PN40/16 - EN 558 series 1 (DIN 3202 F1) - CF8M body - F316 stem & bellow - F316 globe + PTFE plug - Bolted bonnet - Screwed gland pack - PS: 40 bar up to DN50, 16 bar above - TS: -50°C/+200°C.

CE 1935 | CE 0035 | ISO 9001 | 3.1 see p. 20

472T - Stainless steel - With stainless steel bellow & PTFE globe

Non-rising stem & handwheel

DN	15	20	25	32	40	50	65	80	100
face to face	130	150	160	180	200	230	290	310	350
code	472T015	472T020	472T025	472T032	472T040	472T050	472T065	472T080	472T100

Piston valves

PDF Eraser Free

Flanged RF PN16

2014/68/EU Directive N°2580 - Risk category III / module H - Fire safe acc. to ISO 10497 & API 607 - Flanged RF PN16 - EN 558 series 1 - GG25 body & bonnet - Phosphated GG20 lantern - YX-GT graphite packing rings - Belleville washer - PS: 16 bar - TS: -10°C/+300°C.

CE 2580 | ISO 9001 | 3.1 see p. 20

STEAM

YVN-3 - Cast iron

1.4021 piston.

DN	15	20	25	32	40	50
face to face	130	150	160	180	200	230
code	YVN3015	YVN3020	YVN3025	YVN3032	YVN3040	YVN3050

STEAM

YVNB-2 - Cast iron - With balancing piston box

1.4086 piston - 1.4301 piston box.



DN	65	80	100	125	150	200
face to face	290	310	350	400	480	600
code	YVNB2065	YVNB2080	YVNB2100	YVNB2125	YVNB2150	YVNB2200

Flanged RF PN40

2014/68/EU Directive N°2580 - Risk category III / module H - Fire safe acc. to ISO 10497 & API 607 - Flanged RF PN40 - EN 558 series 1 - A216WCB body & bonnet - Phosphated GG20 lantern - YX-GT graphite packing rings - Belleville washer - PS: 40 bar - TS: -10°C/+400°C.

FIRE SAFE | CE 2580 | ISO 9001 | 3.1 see p. 20

STEAM

YVN-8 - Cast steel

1.4021 piston.

DN	15	20	25	32	40	50
face to face	130	150	160	180	200	230
code	YVN8015	YVN8020	YVN8025	YVN8032	YVN8040	YVN8050

STEAM

YVNB-8 - Cast steel - With balancing piston box

1.4086 piston - 1.4301 piston box.

DN	65	80	100	125	150	200
face to face	290	310	350	400	480	600
code	YVNB8065	YVNB8080	YVNB8100	YVNB8125	YVNB8150	YVNB8200

2014/68/EU Directive N°2580 - Risk category III / module H - Flanged RF PN40 - EN 558 series 1 - A216WCB body & bonnet - Phosphated GG20 lantern - YX-GT graphite packing rings - Belleville washer - PS: 40 bar - TS: -10°C/+220°C.

CE 2580 | ISO 9001 | 3.1 see p. 20

STEAM

AKV - Boiler blow down valves

DN	32	40	50
code	AKV032	AKV040	AKV050

Accessories for steam globe valves & piston valves

MIRS - Globe valve insulation jacket

Pyrogel XT Aspen Aerogels® hydrophobic insulation - Fiber glass fabric with silicone cover - Fabrics sewing by Kevlar® and stainless steel wires - Braided fiber glass ropes - TS: up to 250°C.

DN	15	20	25	32	40	50	65	80	100	125	150
code	181015SE	181020SE	181025SE	181032SE	181040SE	181050SE	181065SE	181080SE	181081SE	181082SE	181083SE

PDF Eraser Free

Carbon steel A105N - TRIM 5

2014/68/EU Directive N°0036 - Risk category III / module H - API Spec 6D-0286 (except globe valves) - A105N carbon steel body & bonnet - TRIM 5 - A410 + Stellite® Gr.6 seat - Rising stem for gate & globe valves - TS: -29°C/+425°C.

API 6D 0286 | CE 0036 | ISO 9001 | 3.1 see p. 20 | Compatible ATEX ZONE no source of ignition

Gate valve - 150 lbs

130 - RF ANSI 150
F6 + Stellite® Gr.6 gate - A410 stem - Bolted bonnet - Standard port - PS: 20 bar.

NPS	1/2"	3/4"	1"	1"1/2	2"
code	130015	130020	130025	130040	130050

Globe valve - 150 lbs

440 - RF ANSI 150
F6 + Stellite® Gr.6 globe - A410 stem - Bolted bonnet - Standard port - PS: 20 bar.

NPS	1/2"	3/4"	1"	1"1/2	2"
code	440015	440020	440025	440040SF	440050SF

Gate valve - 300 lbs

131 - RF ANSI 300
F6 + Stellite® Gr.6 gate - A410 stem - Bolted bonnet - Standard port - PS: 50 bar.

NPS	1/2"	3/4"	1"	1"1/2	2"
code	131015	131020SF	131025SF	131040SF	131050SF

Globe valve - 300 lbs

441 - RF ANSI 300
F6 + Stellite® Gr.6 globe - A410 stem - Bolted bonnet - Standard port - PS: 50 bar.

NPS	1/2"	3/4"	1"	1"1/2	2"
code	441015	441020	441025	441040	441050

Gate valves - 800 lbs

117 - Welding SW **116 - Threaded**
F6 + Stellite® Gr.6 gate - A410 stem - Welded bonnet - Standard port - PS: 136 bar.

NPS	1/2"	3/4"	1"	1"1/2	2"
117 code	117015	117020	117025	117040	117050
116 code	116004	116005	116006	116008	116009

Globe valves - 800 lbs

417 - Welding SW **416 - Threaded**
F6 + Stellite® Gr.6 globe - A410 stem - Welded bonnet - Standard port - PS: 136 bar.

NPS	1/2"	3/4"	1"	1"1/2	2"
417 code	417015	417020	417025	417040	417050
416 code	416004	416005	416006SF	416008	416009

Y-pattern globe valve - 1500 lbs

405 - Welding SW
A410 + Stellite® Gr.6 globe - A410 stem - Welded bonnet - Full port - PS: 255 bar.

NPS	1/2"	3/4"	1"	1"1/2	2"
code	405015	405020	405025	405040	405050

PDF Eraser Free

Carbon steel A105N - TRIM 16

2014/68/EU Directive N°0036 - Risk category III / module H - API Spec 6D-0286 - NACE MR0175 - A105N carbon steel body & bonnet - TRIM 16 - F316 + Stellite® Gr.6 seat - Bolted bonnet & gland pack - Rising stem - TS: -29°C/+425°C.

6D 0286 | NACE MR0175 | CE 0036 | ISO 9001 | 3.1 see p. 20 | Compatible ATEX ZONE no source of ignition

Gate valves - 800 lbs

111 - Welding SW **115 - Threaded**

F316 + Stellite® Gr.6 gate - F316 stem - Standard port - PS: 136 bar.

NPS	3/8"	1/2"	3/4"	1"	1"1/2	2"
111 code	111010	111015	111020	111025	111040	111050
115 code	115003	115004	115005	115006	115008	115009

Carbon steel A350LF2 - TRIM 12

2014/68/EU Directive N°0036 - Risk category III / module H - API Spec 6D-0286 (except globe valves) - A350LF2 carbon steel body & bonnet -TRIM 12 - F316 + Stellite® Gr.6 seat - Bolted bonnet & gland pack - Rising stem for gate & globe valves - TS: -46°C/+425°C - Impact test included in the 3.1 certificate.

6D 0286 | CE 0036 | ISO 9001 | 3.1 see p. 20 | Compatible ATEX ZONE no source of ignition

Gate valves - 800 lbs

119 - Welding SW **118 - Threaded**

F316 gate - F316 stem - Full port - PS: 136 bar.

NPS	1/2"	3/4"	1"	1"1/2	2"
119 code	119015	119020	119025	119040	119050
118 code	118004	118005	118006	118008	118009

Globe valves - 800 lbs

419 - Welding SW **418 - Threaded**

F316 globe - F316 stem - Full port - PS: 136 bar.

NPS	1/2"	3/4"	1"	1"1/2	2"
419 code	419015	419020	419025	419040	419050
418 code	418004	418005	418006	418008	418009

Gate valves - 1500 lbs

121 - Welding SW **120 - Threaded**

F316 gate - F316 stem - Standard port - PS: 255 bar.

NPS	1/2"	3/4"	1"	1"1/2	2"
121 code	121015	121020	121025	121040	121050
120 code	120004	120005	120006	120008	120009

Globe valves - 1500 lbs

421 - Welding SW **420 - Threaded**

F316 globe - F316 stem - Standard port - PS: 255 bar.

NPS	1/2"	3/4"	1"	1"1/2	2"
421 code	421015	421020SF	421025	421040	421050
420 code	420004	420005	420006	420008	420009

PDF Eraser Free

Carbon steel A182F11 - TRIM 5

2014/68/EU Directive N°0036 - Risk category III / module H - API Spec 6D-0286 - A182F11 carbon steel body & bonnet - TRIM 5 - A410 + Stellite® Gr.6 seat - Rising stem - TS: -29°C/+595°C.

API 6D 0286 | CE 0036 | ISO 9001 | 3.1 see p. 20 | Compatible ATEX ZONE no source of ignition

Gate valves - 800 lbs

122 - Welding SW **123 - Threaded**

F6 + Stellite® Gr.6 gate - A410 stem - Welded bonnet - Standard port - PS: 138 bar.

NPS	1/2"	3/4"	1"	1"1/2	2"
122 code	122015	122020	122025	122040	122050
123 code	123004	123005	123006	123008	123009

Carbon steel A182F22 - TRIM 5

2014/68/EU Directive N°0036 - Risk category III / module H - A182F22 carbon steel body & bonnet - TRIM 5 - A410 + Stellite® Gr.6 seat - Rising stem - TS: -29°C/+595°C.

CE 0036 | ISO 9001 | 3.1 see p. 20 | Compatible ATEX ZONE no source of ignition

Y-pattern globe valve - 1500 lbs

406 - Welding SW

A410 + Stellite® Gr.6 globe - F304 stem - Welded bonnet - Full port - PS: 258 bar.

NPS	1/2"	3/4"	1"	1"1/2	2"
code	406015	406020	406025	406040	406050

Stainless steel F316 - TRIM 10

2014/68/EU Directive N°0036 - Risk category III / module H - API Spec 6D-0286 (except globe valves) - F316 stainless steel body & inner parts - TRIM 10 - F316, standard 316 seat and stem - Bolted bonnet & gland pack - Rising stem for gate & globe valves - PS: 132 bar - TS: -49°C/+538°C.

API 6D 0286 | CE 0036 | ISO 9001 | 3.1 see p. 20 | Compatible ATEX ZONE no source of ignition

Gate valves - 800 lbs

152 - Welding SW **153 - Threaded**

F316 gate - Standard port.

NPS	3/8"	1/2"	3/4"	1"	1"1/2	2"
152 code	152010	152015	152020	152025	152040	152050
153 code	153003	153004SF	153005SF	153006SF	153008	153009

Globe valves - 800 lbs

452 - Welding SW **453 - Threaded**

F316 globe - Standard port.

NPS	3/8"	1/2"	3/4"	1"	1"1/2	2"
452 code	452010	452015	452020	452025	452040	452050
453 code	453003	453004	453005	453006	453008	453009

Ball check valves - 800 lbs

358 - Welding SW **359 - Threaded**

F316 ball - With inconel spring - Standard port.

NPS	3/8"	1/2"	3/4"	1"	1"1/2	2"
358 code	358010	358015	358020	358025	358040	358050
359 code	359003	359004	359005	359006	359008	359009

PDF Eraser Free

Carbon steel A182F11 - TRIM 5

2014/68/EU Directive N°0036 - Risk category III / module H - API Spec 6D-0286 - A182F11 carbon steel body & bonnet - TRIM 5 - A410 + Stellite® Gr.6 seat - Rising stem - TS: -29°C/+595°C.

API 6D 0286 | CE 0036 | ISO 9001 | 3.1 see p. 20 | Compatible ATEX ZONE no source of ignition

Gate valves - 800 lbs

122 - Welding SW **123 - Threaded**

F6 + Stellite® Gr.6 gate - A410 stem - Welded bonnet - Standard port - PS: 138 bar.

NPS	1/2"	3/4"	1"	1"1/2	2"
122 code	122015	122020	122025	122040	122050
123 code	123004	123005	123006	123008	123009

Carbon steel A182F22 - TRIM 5

2014/68/EU Directive N°0036 - Risk category III / module H - A182F22 carbon steel body & bonnet - TRIM 5 - A410 + Stellite® Gr.6 seat - Rising stem - TS: -29°C/+595°C.

CE 0036 | ISO 9001 | 3.1 see p. 20 | Compatible ATEX ZONE no source of ignition

Y-pattern globe valve - 1500 lbs

406 - Welding SW

A410 + Stellite® Gr.6 globe - F304 stem - Welded bonnet - Full port - PS: 258 bar.

NPS	1/2"	3/4"	1"	1"1/2	2"
code	406015	406020	406025	406040	406050

Stainless steel F316 - TRIM 10

2014/68/EU Directive N°0036 - Risk category III / module H - API Spec 6D-0286 (except globe valves) - F316 stainless steel body & inner parts - TRIM 10 - F316, standard 316 seat and stem - Bolted bonnet & gland pack - Rising stem for gate & globe valves - PS: 132 bar - TS: -49°C/+538°C.

API 6D 0286 | CE 0036 | ISO 9001 | 3.1 see p. 20 | Compatible ATEX ZONE no source of ignition

Gate valves - 800 lbs

152 - Welding SW **153 - Threaded**

F316 gate - Standard port.

NPS	3/8"	1/2"	3/4"	1"	1"1/2	2"
152 code	152010	152015	152020	152025	152040	152050
153 code	153003	153004SF	153005SF	153006SF	153008	153009

Globe valves - 800 lbs

452 - Welding SW **453 - Threaded**

F316 globe - Standard port.

NPS	3/8"	1/2"	3/4"	1"	1"1/2	2"
452 code	452010	452015	452020	452025	452040	452050
453 code	453003	453004	453005	453006	453008	453009

Ball check valves - 800 lbs

358 - Welding SW **359 - Threaded**

F316 ball - With inconel spring - Standard port.

NPS	3/8"	1/2"	3/4"	1"	1"1/2	2"
358 code	358010	358015	358020	358025	358040	358050
359 code	359003	359004	359005	359006	359008	359009

PDF Eraser Free

Ball valves - Carbon steel A105N

2014/68/EU Directive N°0036 - Risk category III / module H - API Spec 6D-0286 - Fire safe API607 - A105N carbon steel body - F316 ball - F316 stem - RTFE seats - Full bore - Anti-blowout stem - Antistatic device - ISO pad - PS: 136 bar - TS: -29°C/+220°C.

API 6D 0286 | FIRE SAFE API 607 | CE 0036 | ISO 9001 | 3.1 see p. 20 | Compatible ATEX ZONE no source of ignition

Ball valves - 800 lbs

7451 - Welding (SW) **7450 - Threaded**

NPS	1/2"	3/4"	1"	1"1/4	1"1/2	2"
7451 code	745115	745120	745125	745132	745140	745150
7450 code	745004	745005	745006	745007	745008	745009

Other forged valves

Excluded from 2014/68/EU Directive (article 4, §3) - A105N carbon steel body - A410 needle - Graphite gland pack - Rising stem - PS: 200 bar - TS: -29°C/+250°C.

ISO 9001 | 3.1 see p. 20 | Compatible ATEX ZONE no source of ignition

Needle valves - 3000 psi

486 - Welding (SW) **484 - Threaded** **483 - Threaded**

NPS	1/4"	3/8"	1/2"	3/4"	1"
486 code	486008	486010	486015	486020	486025
484 code	484002	484003	484004	484005	484006
483 code	483002	483003	483004	483005	483006

Y-strainers - 800 lbs

2014/68/EU Directive N°1115 - Risk category III / module H - A105N carbon steel body - F316 screen - Mesh 0,8 mm - With draining cap - PS: 136 bar - TS: -29°C/+425°C.

CE 1115 | ISO 9001 | 3.1 see p. 20 | Compatible ATEX ZONE no source of ignition

232 - Welding (SW) **234 - Threaded** **231 - Threaded**

NPS	1/4"	3/8"	1/2"	3/4"	1"	1"1/4	1"1/2	2"
232 code	232008	232010	232015	232020	232025	232032	232040	232050
234 code	234002	234003	234004	234005	234006	234007	234008	234009
231 code	231002	231003	231004	231005	231006	231007	231008	231009

Excluded from 2014/68/EU Directive (article 4, §3) - F316 stainless steel body - Mesh 0,8 mm - With draining cap - PS: 132 bar - TS -49°C/+538°C.

ISO 9001 | 3.1 see p. 20 | Compatible ATEX ZONE no source of ignition

239 - Threaded

NPS	1/4"	3/8"	1/2"	3/4"	1"
code	239002	239003	239004	239005	239006

Cast steel valves

Carbon steel A216WCB - Trim 8

PDF Eraser Free

2014/68/EU Directive N°0036 - Risk category III / module H - API Spec Q1 - API Spec 6D-0398 (except globe valves) - A216WCB cast steel body & bonnet - TRIM 8 - Bolted bonnet & gland pack - PS: 20 bar (ANSI 150), 50 bar (ANSI 300) - TS: -29°C/+425°C -
⚠ **Impact test available acc. to delivery.**

Q1 | 6D 0286 | NACE MR0175 | CE 0036 | ISO 9001 | 3.1 see p. 20 | Compatible ATEX ZONE no source of ignition

Gate valves

143 - Flanged RF ANSI 150

A216WCB + 13Cr gate - F6a stem - A105 + Stellite® Gr.6 seat - Rising stem & non rising handwheel up to 14", with gearbox above.

NPS	2"	2"1/2	3"	4"	5"	6"	8"	10"	12"	14"
face to face	178	191	203	229	254	267	292	330	356	381
code	143050	143065	143080	143100	143125	143150	143200	143250	143300	143350

NPS	16"	18"	20"	24"
face to face	406	432	457	508
code	143400	143450	143500	143600

144 - Flanged RF ANSI 300

A216WCB + 13Cr gate - F6a stem - A105 + Stellite® Gr.6 seat - Rising stem & non rising handwheel up to 14", with gearbox above.

NPS	2"	3"	4"	6"	8"	10"	12"	14"	16"
face to face	216	283	305	403	419	457	502	762	838
code	144050	144080	144100	144150	144200	144250	144300	144350	144400

not on stock, on request.

Globe valves

443 - Flanged RF ANSI 150

A105 + 13Cr globe - F6a stem - A216WCB + Stellite® Gr.6 seat - Rising stem & handwheel.

NPS	2"	3"	4"	6"	8"	10"	12"
face to face	203	241	292	406	495	622	698
code	443050	443080	443100	443150	443200	443250	443300

444 - Flanged RF ANSI 300

A105 + 13Cr globe - F6a stem - A216WCB + Stellite® Gr.6 seat - Rising stem & handwheel.

NPS	2"	3"	4"	6"	8"	10"	12"
face to face	267	318	356	444	559	622	711
code	444050	444080	444100	444150	444200	444250	444300

Swing check valves

373 - Flanged RF ANSI 150

A216WCB + 13Cr swing plate - A105 + Stellite® Gr.6 seat.

NPS	2"	3"	4"	5"	6"	8"	10"	12"	14"	16"
face to face	203	241	292	330	356	495	622	698	787	864
code	373050	373080	373100	373125	373150	373200	373250	373300	373350	373400

374 - Flanged RF ANSI 300

A216WCB + 13Cr swing plate - A105 + Stellite® Gr.6 seat.

NPS	2"	3"	4"	6"	8"	10"	12"
face to face	267	318	356	444	533	622	711
code	374050	374080	374100	374150	374200	374250	374300

Cast steel valves

Y-strainer

PDF Eraser Free

243 - Flanged RF ANSI 150

F304 screen - Mesh 1,5 mm (except 2": 1 mm).

NPS	2"	3"	4"	6"	8"	10"	12"	14"	16"
face to face	203	241	292	406	495	622	699	787	914
code	243050	243080	243100	243150	243200	243250	243300	243350	243400

244 - Flanged RF ANSI 300

F304 screen - Mesh 1,5 mm (except 2": 1 mm).

NPS	2"	3"	4"	6"	8"	10"	12"
face to face	267	318	356	444	559	622	711
code	244050	244080	244100	244150	244200	244250	244300

Carbon steel A216WCB - TRIM 5

2014/68/EU Directive N°0036 - Risk category III / module H - API Spec Q1 - API Spec 6D-0398 (except globe valves) - A216WCB cast steel body & bonnet - TRIM 5 - Bolted bonnet & gland pack - PS: 20 bar (ANSI 150), 50 bar (ANSI 300) - TS: -29°C/+425°C -
⚠ **Impact test available acc. to delivery.**

Q1 | API 6D 0398 | NACE MR0175 | CE 0036 | ISO 9001 | 3.1 see p. 20 | Compatible ATEX ZONE no source of ignition

Gate valve

145 - Flanged RF ANSI 150

F6 + Stellite® Gr.6 gate - F6a stem - A105 + Stellite® Gr.6 seat - Rising stem & non-rising handwheel up to 14", with gearbox above.

NPS	2"	3"	4"	6"	8"	10"	12"	14"	16"	18"	20"
face to face	178	203	229	267	292	330	356	381	406	432	457
code	145050	145080	145100	145150	145200	145250	145300	145350	145400	145450	145500

NEW

149 - Flanged RF ANSI 300

F6 + Stellite® Gr.6 gate - F6a stem - A105 + Stellite® Gr.6 seat - Rising stem & non-rising handwheel up to 14", with gearbox above.

NPS	2"	3"	4"	6"	8"	10"	12"
face to face	216	283	305	403	419	457	502
code	149050	149050	149080	149150	149200	149250	149300

Check valves

Piston

2014/68/EU Directive N°0497 - Risk category III / module H - B62 Bronze body - CW614N Brass union cap - F316L seat - PS: 25 bar - TS: -10°C/+180°C.

CE 0497 | ISO 9001

350 - Bronze - Metal-metal tightness

354 - Bronze - PTFE tightness

Ø	1/4"	3/8"	1/2"	3/4"	1"	1"1/4	1"1/2	2"
350 code	350002	350003	350004	350005	350006	350007	350008	350009
354 code	354002	354003	354004	354005	354006	354007	354008	354009

2014/68/EU Directive N°0035 Risk category III / module H - CF8M body & piston - PTFE seat - PS: 50 bar - TS: -20°C/+200°C.

CE 1935 | CE 0035 | ISO 9001 | 3.1 see p. 20

FOOD

325 - Stainless steel

Ø	1/4"	3/8"	1/2"	3/4"	1"	1"1/4	1"1/2	2"	2"1/2	3"
face to face	57	57	61	70	86	100	111	138	170	195
code	325002	325003	325004	325005	325006	325007	325008	325009	325010	325011

PDF Eraser Free

NEW

STEAM

2014/68/EU Directive N°0062 - Risk category III / module H - Flanged RF PN16 - EN 558 series 27 - GG25 body - Stainless steel disc - PS: 16 bar - TS: -10°C/+300°C.

CE 0035 | ISO 9001 | 3.1 see p. 20

6116X - Cast iron

Ø	15	20	25	32	40	50	65	80	100	125	150	200
face to face	130	150	160	180	200	230	290	310	350	400	480	600
code	6116X015	6116X020	6116X025	6116X032	6116X040	6116X050	6116X065	6116X080	6116X100	6116X125	6116X150	6116X200

Anti-pollution - Water

Excluded from 2014/68/EU directive (article 1, §2.b) - Flanged RF PN10/16 - EN 558 series 1 - Ductile iron body & cap - Epoxy coated - Bronze inner part - EPDM gasket - Includes 2 tapping valves 1/2" - PS: 16 bar - TS: +10°C/+60°C.

346 - Ductile iron

DN	40/50	60/65	80	100	150
PS	230	290	310	350	480
code	346050	346065	346080	346100	346150

Spring - All positions

Excluded from 2014/68/EU Directive (article 4, §3) - Stainless steel body & disc - FKM seat - PS: 16 bar - TS: -10°C/+150°C.

ISO 9001

327 - Full stainless steel F304
326 - Full stainless steel F316

Ø	1/4"	3/8"	1/2"	3/4"	1"	1"1/4	1"1/2	2"	2"1/2	3"	4"
face to face	66	66	66	72	83	105	115	125	145	162,5	189,5
327 code	327002	327003	327004	327005	327006	327007	327008	327009	327010	327011	327012
326 code	326002	326003	326004	326005	326006	326007	326008	326009	326010	326011	326012

2014/68/EU Directive - CF8M body & disc - RTFE seat - TS: -20°C/+200°C - PS: see table.
⚠ **Steam up to 14 bar max.**

CE 0035 | ISO 9001 | 3.1 see p. 20

329 - Stainless steel

Ø	1/4"	3/8"	1/2"	3/4"	1"	1"1/4	1"1/2	2"
PS (bar)	63	63	63	63	63	63	63	40
code	329002	329003	329004	329005	329006	329007	329008	329009

FOOD

2014/68/EU Directive N°0035 - Risk category II / module H - CF8M body - F316 disc - Metal-metal tightness - PTFE body seats - PS: 63 bar - TS: -20°C/+200°C.

ACS Drinking water | CE 1935 | CE 0035 | ISO 9001 | 3.1 see p. 20 | Compatible ATEX ZONE no source of ignition

380 - 3 piece body
384 - 3 piece body
381 - 3 piece body BW
382 - 3 piece body SW

Ø	1/4"	3/8"	1/2"	3/4"	1"	1"1/4	1"1/2	2"	2"1/2	3"	4"
380 code	380002	380003	380004	380005	380006	380007	380008	380009	380010	380011	380012
384 code	384002	384003	384004	384005	384006	384007	384008	384009	-	-	-
381 code	381008	381010	381015	381020	381025	381032	381040	381050	381065	381080	381100
382 code	382008	382010	382015	382020	382025	382032	382040	382050	382065	382080	382100

383 - Foot valve - With F316 strainer basket

Ø	3/8"	1/2"	3/4"	1"	1"1/4	1"1/2	2"	2"1/2	3"	4"
code	383003	383004	383005	383006	383007	383008	383009	383010	383011	383012

Y-strainers

Threaded

PDF Eraser Free

2014/68/EU Directive N°1115 - Risk category III / module H - A105N carbon steel body - F316 screen - Mesh 0,8 mm - With draining cap - PS: 136 bar - TS: -29°C/+425°C.

CE 1115 | ISO 9001 | 3.1 see p. 20 | Compatible ATEX ZONE no source of ignition

232 - Carbon steel ISW 234 - Carbon steel 231 - Carbon steel

NPS	1/4"	3/8"	1/2"	3/4"	1"	1"1/4	1"1/2	2"
232 code	232008	232010	232015	232020	232025	232032	232040	232050
234 code	234002	234003	234004	234005	234006	234007	234008	234009
231 code	231002	231003	231004	231005	231006	231007	231008	231009

FOOD

2014/68/EU Directive N°0035 - Risk category III / module H - CF8M body - F304 screen - Mesh 1 mm - With draining cap - PS: 16 bar - TS: -20°C/+200°C.

CE 1935 | CE 1935 | ISO 9001 | 3.1 see p. 20

230 - Stainless steel

Ø	1/4"	3/8"	1/2"	3/4"	1"	1"1/4	1"1/2	2"
code	230002	230003	230004	230005	230006	230007	230008	230009

Excluded from 2014/68/EU Directive (article 4, §3) - F316 stainless steel body - Mesh 0,8 mm - With draining cap - PS: 132 bar - TS -29°C/+538°C.

ISO 9001 | 3.1 see p. 20 | Compatible ATEX ZONE no source of ignition

239 - Stainless steel

Ø	1/4"	3/8"	1/2"	3/4"	1"
code	239002	239003	239004	239005	239006

Flanged

Excluded from 2014/68/EU Directive (article 1, §2.b) - Flanged RF PN10/16 up to DN150, PN10 or PN16 above - EN 558 series 1 - Stainless steel screen - With draining cap - PS: 10 bar for PN10 strainers, 16 bar for PN16 strainers.

ISO 9001 | 3.1 see p. 20

NEW

221 - Cast iron

F304 screen - Blue epoxy paint - TS: -10°C/+120°C.

DN	15	20	25	32	40	50	65	80	100	125	150
mesh (mm)	1,1	1,1	1,1	1,1	1,1	1,1	1,1	1,1	1,1	1,1	1,5
face to face	130	150	160	180	200	230	290	310	350	400	480
PN16 code	221015	221020	221025	221032	221040	221050	221065	221080	221100	221125	221150

DN	200	250	300
mesh (mm)	1,5	1,5	1,5
face to face	600	730	850
PN10 code	221201	221250	221300
PN16 code	221200	221251	221301

220 - GGG40 ductile iron body (DN50 to DN300) - GG25 cast iron body (others)

F304 screen - Grey epoxy paint - TS: -10°C/+120°C.

DN	15	20	25	32	40	50	65	80	100	125	150
mesh (mm)	1,1	1,1	1,1	1,1	1,1	1,1	1,1	1,1	1,1	1,1	1,5
face to face	130	150	160	180	200	230	290	310	350	400	480
PN16 code	220015	220020	220025	220032	220040	220050	220065	220080	220100	220125	220150

DN	200	250	300	350	400	450	500	600
mesh (mm)	1,5	1,5	1,5	3	3	5	5	5
face to face	600	730	850	980	1100	1200	1250	1450
PN10 code	220201	220250	220300	220350	220400	220450	220500	220600
PN16 code	220200	220251	220301	-	-	-	-	-

PDF Eraser Free

Rubber expansion joints for HVAC & water distribution

Threaded

Excluded from 2014/68/EU Directive (article 4, §3) - Lloyd's Register Type Approval for marine applications - Galvanized cast iron union fittings - Nylon reinforced liner - PS: 16 bar - TS: -10°C/+100°C.

ISO 9001

1504 - EPDM double wave

Ø	1/2"	3/4"	1"	1"1/4	1"1/2	2"	2"1/2	3"
length (mm)	200	200	200	200	200	200	240	240
code	1504004	1504005	1504006	1504007	1504008	1504009	1504010	1504011

Flanged

Excluded from 2014/68/EU Directive (article 4, §3) - Lloyd's Register Type Approval for marine applications - Swiveling flanges - Galvanized steel flanges - Nylon reinforced liner - PS: 16 bar for PN16 expansion joints, 10 bar for PN10 expansion joints - TS: -10°C/+100°C.

ISO 9001

1501 - EPDM - Flanged PN10/16 up to DN150, PN10 above
1502 - EPDM - Flanged PN16

DN	32	40	50	65	80	100	125	150	200	250	300	350	400	450	500	600
length (mm)	95	95	105	115	130	135	170	180	205	240	260	266	266	200	200	250
1501 code	1501032	1501040	1501050	1501065	1501080	1501100	1501125	1501150	1501200	1501250	1501300	1501350	1501400	1501450	1501500	1501600
1502 code	-	-	-	-	-	-	-	-	1502200	1502250	1502300	-	-	-	-	-

1505 - EPDM - Flanged PN10/16 up to DN150, PN10 above

Length 130 mm.

DN	32	40	50	65	80	100	125	150	200	250	300
length (mm)	130	130	130	130	130	130	130	130	130	130	130
code	1505032	1505040	1505050	1505065	1505080	1505100	1505125	1505150	1505200	1505250	1505300

Excluded from 2014/68/EU Directive (article 4, §3) - Swiveling flanges - Galvanized steel flanges - Nylon reinforced liner - PS: 16 bar for PN16 expansion joints, 10 bar for PN10 expansion joints - TS: -10°C/+80°C.

ISO 9001

1503 - NBR - Flanged PN10/16 up to DN150, PN10 above

DN	32	40	50	65	80	100	125	150	200
length (mm)	95	95	105	115	130	135	170	180	205
code	1503032	1503040	1503050	1503065	1503080	1503100	1503125	1503150	1503200

1506 - NBR - Flanged PN10/16 up to DN150, PN10 above

Length 130 mm.

DN	32	40	50	65	80	100	125	150	200
length (mm)	130	130	130	130	130	130	130	130	130
code	1506032	1506040	1506050	1506065	1506080	1506100	1506125	1506150	1506200

Option

Steel expansion limiter - Flanged PN10 & PN16

For 1501 & 1503 - Supplied with 2 tie rods & 4 plates up to DN300 or 4 tie rods & 8 plates above. For 1505 & 1506, see page 150.

⚠ **Expansion joint & flanges not included.**

DN	32	40	50	65	80	100	125	150	200	250	300	350	400	450	500	600
PN10 code	9860407	9860408	9860409	9860410	9860411	9860412	9860413	9860414	9860415	9860416	9860417	9860418	9860419	9860420	9860421	9860422
PN16 code	9860407	9860408	9860409	9860410	9860411	9860412	9860413	9860414	9860315	9860316	9860317	-	-	-	-	-

Rubber expansion joints for industry - Teguflex®

PDF Eraser Free

2014/68/EU Directive N°0056 - Risk category III / module H - ABS, DNV-GL Type Approval for marine applications available depending on figure - Flanged PN10/16 up to DN150, PN10 above - Swiveling flanges - Dichromate zinc plated steel flanges (except 1560 & 1565: see description) - Integrated sealing surface with steel wire core - Synthetic fiber reinforcement - Standard length: 130 mm - Axial allowable movement: -30mm/+20mm - Lateral allowable movement: -/+20mm - PS: 16 bar up to DN150; 10 bar above (except 1567).

CE 0056 ISO 9001

1560 - EPDM liner

EPDM external cover - TS: -35°C/+90°C.
Main applications: **Water** / Hot water, cooling water with salt solutions, chlorine solutions, esters and ketones.

DN	32	40	50	65	80	100	125	150	200	250	300
steel flanges code	1560032	1560040	1560050	1560065	1560080	1560100	1560125	1560150	1560200	1560250	1560300
F316 flanges code	-	1560041	1560051	1560066	1560081	1560101	1560126	1560151	1560201	-	-

1561 - ACS EPDM liner

EPDM external cover - TS: -25°C/+90°C.
Main applications: **Drinkable water.**

DN	32	40	50	65	80	100	125	150	200	250	300
code	1561032	1561040	1561050	1561065	1561080	1561100	1561125	1561150	1561200	1561250	1561300

1562 - High temperature EPDM liner

EPDM external cover - TS: -35°C/+130°C.
Main applications: **Steam** / Steam and hot air up to 130°C, hot water, cooling/heating water.

DN	32	40	50	65	80	100	125	150	200	250	300
code	1562032	1562040	1562050	1562065	1562080	1562100	1562125	1562150	1562200	1562250	1562300

1563 - ECO / Epichlorhydrin liner

ECO external cover - TS: -25°C/+90°C.
Main applications: **Oil** / Water, saline solutions, alkalis, mineral oil, vegetable, oils aerosols, propane & butane gas.

DN	32	40	50	65	80	100	125	150	200	250	300
code	1563032	1563040	1563050	1563065	1563080	1563100	1563125	1563150	1563200	1563250	1563300

1564 - CSM / Chlorosulphonated Polyethylene liner

CR external cover - TS: -25°C/+90°C.
Main applications: **Chemicals** / Strong and concentrated acids, compressed air that bears oil aerosols.

DN	32	40	50	65	80	100	125	150	200	250	300
code	1564032	1564040	1564050	1564065	1564080	1564100	1564125	1564150	1564200	1564250	1564300

1566 - SBR / Styrene Butadiene Rubber liner

CR external cover - TS: -35°C/+90°C.
Main applications: **Abrasion** / Hydraulic abrasive materials, suspended stones, mud, calcium.

DN	50	65	80	100	125	150	200	250	300
code	1566050	1566065	1566080	1566100	1566125	1566150	1566200	1566250	1566300

FOOD

1565 - White NBR liner

ECO external cover - Dichromate zinc plated steel flanges or F316 flanges - TS: -25°C/+90°C.
Main applications: **Food** / Food and beverage including fats and oils.

CE 1935 FDA

DN	50	65	80	100	125	150	200	250	300
steel flanges code	1565051	1565066	1565081	1565101	1565126	1565151	1565201	1565251	1565301
F316 flanges code	1565050	1565065	1565080	1565100	1565125	1565150	1565200	1565250	1565300

1567 - FKM liner

FKM external cover - TS: -20°C/+150°C - PS: 16 bar up to DN150, 8 bar above.
Main applications: **Chemical high temperature** / Chemical fluids highly aggressive with high temp. up to 150°C.

DN	50	65	80	100	125	150	200	250	300
code	1567050	1567065	1567080	1567100	1567125	1567150	1567200	1567250	1567300

not on stock, on request. Approx. 3 weeks delivery time on all ref. except 1567 (6 weeks).

Rubber expansion joints for industry - Teguflex®

PDF Eraser Free

2014/68/EU Directive N°0056 - Risk category III / module H - ABS, DNV-GL Type Approval for marine applications available depending on figure - Flanged PN10/16 up to DN150, PN10 above - Swiveling flanges - Dichromate zinc plated steel flanges (except 1560 & 1565: see description) - Integrated sealing surface with steel wire core - Synthetic fiber reinforcement - Standard length: 130 mm - Axial allowable movement: -30mm/+20mm - Lateral allowable movement: -/+20mm - PS: 16 bar up to DN150; 10 bar above (except 1567).

CE 0056 ISO 9001

1560 - EPDM liner

EPDM external cover - TS: -35°C/+90°C.
Main applications: **Water** / Hot water, cooling water with salt solutions, chlorine solutions, esters and ketones.

DN	32	40	50	65	80	100	125	150	200	250	300
steel flanges code	1560032	1560040	1560050	1560065	1560080	1560100	1560125	1560150	1560200	1560250	1560300
F316 flanges code	-	1560041	1560051	1560066	1560081	1560101	1560126	1560151	1560201	-	-

1561 - ACS EPDM liner

EPDM external cover - TS: -25°C/+90°C.
Main applications: **Drinkable water.**

DN	32	40	50	65	80	100	125	150	200	250	300
code	1561032	1561040	1561050	1561065	1561080	1561100	1561125	1561150	1561200	1561250	1561300

1562 - High temperature EPDM liner

EPDM external cover - TS: -35°C/+130°C.
Main applications: **Steam** / Steam and hot air up to 130°C, hot water, cooling/heating water.

DN	32	40	50	65	80	100	125	150	200	250	300
code	1562032	1562040	1562050	1562065	1562080	1562100	1562125	1562150	1562200	1562250	1562300

1563 - ECO / Epichlorhydrin liner

ECO external cover - TS: -25°C/+90°C.
Main applications: **Oil** / Water, saline solutions, alkalis, mineral oil, vegetable, oils aerosols, propane & butane gas.

DN	32	40	50	65	80	100	125	150	200	250	300
code	1563032	1563040	1563050	1563065	1563080	1563100	1563125	1563150	1563200	1563250	1563300

1564 - CSM / Chlorosulphonated Polyethylene liner

CR external cover - TS: -25°C/+90°C.
Main applications: **Chemicals** / Strong and concentrated acids, compressed air that bears oil aerosols.

DN	32	40	50	65	80	100	125	150	200	250	300
code	1564032	1564040	1564050	1564065	1564080	1564100	1564125	1564150	1564200	1564250	1564300

1566 - SBR / Styrene Butadiene Rubber liner

CR external cover - TS: -35°C/+90°C.
Main applications: **Abrasion** / Hydraulic abrasive materials, suspended stones, mud, calcium.

DN	50	65	80	100	125	150	200	250	300
code	1566050	1566065	1566080	1566100	1566125	1566150	1566200	1566250	1566300

FOOD

1565 - White NBR liner

ECO external cover - Dichromate zinc plated steel flanges or F316 flanges - TS: -25°C/+90°C.
Main applications: **Food** / Food and beverage including fats and oils.

CE 1935 FDA

DN	50	65	80	100	125	150	200	250	300
steel flanges code	1565051	1565066	1565081	1565101	1565126	1565151	1565201	1565251	1565301
F316 flanges code	1565050	1565065	1565080	1565100	1565125	1565150	1565200	1565250	1565300

1567 - FKM liner

FKM external cover - TS: -20°C/+150°C - PS: 16 bar up to DN150, 8 bar above.
Main applications: **Chemical high temperature** / Chemical fluids highly aggressive with high temp. up to 150°C.

DN	50	65	80	100	125	150	200	250	300
code	1567050	1567065	1567080	1567100	1567125	1567150	1567200	1567250	1567300

not on stock, on request. Approx. 3 weeks delivery time on all ref. except 1567 (6 weeks).

Expansion joints

PDF Eraser Free

FOOD

1560T - EPDM liner - Teflon® inner lining

EPDM external cover - ⚠ **Available movement reduced by 50%** - PS: 6 bar.

CE 1935

DN	40	50	65	80	100	125	150	200
code	1560042	1560052	1560067	1560082	1560102SF	1560127	1560152	1560202

Option

For Teguflex® range, 1505 & 1506 - Steel expansion limiter - Flanged PN10 & PN16

Supplied with 2 tie rods & 4 plates - ⚠ **Expansion joint & flanges not included.**

DN	32	40	50	65	80	100	125	150	200	250	300
PN10 code	9860607	9860608	9860609	9860610	9860611	9860612	9860613	9860614	9860615	9860616	9860617

Stainless steel vacuum support ring

DN	50	65	80	100	125	150	200	250	300
code	9815050	9815065	9815080	9815100	9815125	9815150	9815200	9815250	9815300

Metal expansion joints

AYVAZ

2014/68/EU Directive N°0408 - Risk category II / module A2+C2 - PS: 16 bar - TS: -20°C/+300°C.

CE 0408 | ISO 9001

1551 - Threaded - With external & internal liner BSP

Aluminium external liner - Steel internal liner - Stainless steel 316 bellow.

Ø	1/2"	3/4"	1"	1"1/4	1"1/2	2"
length (mm)	255	240	265	300	300	300
code	1551004	1551005	1551006	1551007	1551008	1551009

1511 - Welding BW

Steel welding ends - Stainless steel 321 bellow & internal liner.

DN	25	32	40	50	65	80	100	125	150	200	250
length (mm)	185	185	200	270	260	275	310	310	350	330	360
code	1511025	1511032	1511040	1511050	1511065	1511080	1511100	1511125	1511150	1511200	1511250



1521 - Flanged RF PN16

Steel flanges - Stainless steel 321 bellow & internal liner.

DN	25	32	40	50	65	80	100	125	150	200	250
face to face	105	105	120	150	140	155	220	190	270	275	285
code	1521025	1521032	1521040	1521050	1521065	1521080	1521100	1521125	1521150	1521200	1521250

Rubber-metal pipe connector

Excluded from 2014/68/EU Directive (article 4, §3) - Plain EPDM body - Steel insert flanges - Supplied with screws - PS: 10 bar - TS: -10°C/+100°C.

ISO 9001

1509 - EPDM - Between flanges PN10

DN	32	40	50	65	80	100	125	150	200
length (mm)	71	71	71	71	71	71	71	71	71
code	1509032	1509040	1509050	1509065	1509080	1509100	1509125	1509150	1509200

Pressure reducing valves

PDF Eraser Free

■ Bronze

681 / 682

2014/68/EU Directive N°0036 - Risk category I / module A - CC499K body - EPDM tightness - Stainless steel strainer - Stainless steel seat up to 1"1/4, bronze seat above - For clean fluids - Downstream setting range: 1 to 8 bar - PS: 25 bar for threaded female & male union; PS: 16 bar for flanged PN16 - TS: -10°C/+95°C - Supplied with pressure gauge(s) - Not for gas of group 1.

Threaded female BSP

Ø	face to face (mm)	weight (kg)	code
1/2"	85	1,20	246842
3/4"	95	1,30	246843
1"	105	2,40	246844

Male union BSP

Ø	face to face (mm)	face to face with fittings (mm)	weight (kg)	code
1/2"	80	142	1,20	246812
3/4"	90	158	1,30	246813
1"	100	180	2,40	246814
1"1/4	105	193	2,60	246815
1"1/2	130	226	5,50	246816
2"	140	252	6,00	246817

Flanged PN16

DN	face to face (mm)	weight (kg)	max. flow (m³/h)	code
20	150	4,2	10	246823
25	160	4,7	16	246824
32	180	5,9	18	246825
40	200	8,6	20	246826
50	230	10,5	27	246827
65*	290	20	60	246828
80	310	22	68	246829
100	350	40	102	246830

* 4 hole flanges.

not on stock, on request.

HIGH PRESSURE

684 - High pressure BSP

2014/68/EU Directive N°0036 - Risk category II - CC499K body - FKM tightness - Brass inner parts - PS: 60 bar - TS: -10°C/+120°C - Downstream setting range: 0,5 to 15 bar with membrane; 5 to 30 & 10 to 50 bar with piston - Supplied with pressure gauge - For all compatible fluids.

Ø	face to face (mm)	weight (kg)	Downstream pressure 0,5 - 15 bar code	Downstream pressure 5 - 30 bar code	Downstream pressure 10 - 50 bar code
1/4"	68	1,2	246900	246920	246940
3/8"	68	1,2	246901	246921	246941
1/2"	68	1,2	246902	246922	246942
3/4"	78	2,8	246903	246923	246943
1"	102	15,3	246904	246924	246944
1"1/2	136	9,4	246905	246925	246945
2"	136	10,2	246906	246926	246946

not on stock, on request.

■ Cast iron

2420 - BFR - Coaxial

Epoxy-coated cast iron body - Brass & bronze inner parts - NBR tightness - Flanged RF PN16 - PS: 16 bar - TS: -10°C/+80°C - Downstream pressure adjustable with screw - Supplied with pressure gauge - For water - WRAS certificate available up to DN100.

DN	Kv (m³/h)	face to face (mm)	weight (kg)	Downstream pressure 1 - 7 bar code	Downstream pressure 4 - 12 bar code
50	64	190	12	2420050SE	2421050SE
65*	89	210	14	2420065SE	2421065SE
80	119	225	19	2420080SE	2421080SE
100	222	255	26	2420100SE	2421100SE
125	333	285	37	2420125	2421125
150	470	315	50	2420150	2421150
200	854	420	94	2420200	2421200SE
250	1367	470	152	2420250	2421250SE
300	1880	530	202	2420300	2421300SE

* 4 hole flanges.

not on stock, on request.

PDF Eraser Free

■ Stainless steel

2014/68/EU Directive n°0035 - Risk category II / module D1 - CF8M body -
Supplied with stainless steel pressure gauge indicating the dowstream pressure.

CE 0035 | ISO 9001 | 3.1 see p. 20

2430 - LPRV - Low pressure

FKM seat - PS: 10 bar - TS: -15°C/+80°C - For all compatible clean fluids.

on request

Threaded — Downstream pressure

Ø	face to face (mm)	weight (kg)	0,2 - 1,5 bar code
1/2"	70	0,80	243001
3/4"	85	1,00	243011
1"	90	1,05	243021
1"1/2	115	2,30	243031
2"	120	2,50	243041

2441 - PRV-W

EPDM seat - PS: 16 bar - TS: -15°C/+80°C - For potable water.

ACS Drinking water

Threaded — Downstream pressure

Ø	face to face (mm)	weight (kg)	1 - 6 bar code
1/2"	70	0,80	244101
3/4"	85	1,00	244111
1"	90	1,05	244121

2440 - PRV

FKM seat - PS: 16 bar - TS: -15°C/+100°C - For all compatible clean fluids.

on request

Threaded — Downstream pressure

Ø	face to face (mm)	weight (kg)	1 - 6 bar code	4 - 10 bar code
1/2"	70	0,80	244001	244002
3/4"	85	1,00	244011	244012
1"	90	1,05	244021	244022
1"1/2	115	2,30	244031	244032
2"	120	2,50	244041	244042

Flanged PN16 — Downstream pressure

DN	face to face (mm)	weight (kg)	1 - 6 bar code	4 - 10 bar code
15	155	2	245001	245002
20	155	3	245011	245012
25	155	5	245021	245022
40	192	8	245031	245032
50	195	12	245041	245042
65	210	16	245051	245052
80	225	18	245061	245062
100	250	25	245071	245072

not on stock, on request.

2442 - PRV

FKM seat - PS: 16 bar - TS: -15°C/+100°C - For all compatible clean fluids.

on request

Threaded — Downstream pressure

Ø	face to face (mm)	weight (kg)	1 - 6 bar code
1/2"	70	0,80	244201
3/4"	85	1,00	244211
1"	90	1,05	244221

F316 body - Supplied with upstream & dowstream pressure gauges.

ISO 9001 | 3.1 see p. 20

HIGH PRESSURE

PRU - 240 bar

PFA gasket - Max. upstream pressure: 3500 psi / 240 bar -
TS: -40°C/+175°C - For gas.

Ø	downstream pressure	Kv (m^3/h)	code
1/4"	1 - 50 psi 0,07 - 3,4 bar	0,051	2420001
1/4"	3 - 250 psi 0,2 - 17 bar	0,051	2420002
1/4"	5 - 500 psi 0,35 - 34 bar	0,051	2420003
1/2"	2 - 150 psi 0,15 - 10 bar	0,85	2420011
1/2"	3 - 250 psi 0,2 - 17 bar	0,85	2420012
1/2"	5 - 500 psi 0,35 - 34 bar	0,85	2420013

PRU - 400 bar

PEEK gasket for 1/4", PCTFE seat for 1/2" -
Max. upstream pressure: 6000 psi / 400 bar -
TS: -25°C/+75°C - For liquids.

Ø	downstream pressure	Kv (m^3/h)	code
1/4"	0 - 2500 psi 0 - 170 bar	0,05	2420022
1/2"	0 - 2500 psi 0 - 170 bar	0,17	2420032SE

PDF Eraser Free

Threaded

NUOVA GENERAL INSTRUMENTS s.r.l.

2014/68/EU Directive N°0036 - Risk category IV / module H1 - Testing device - D type: all common fluids / F type: compressed air / G type: gas & liquids - Min. setting pressure: 0,3 bar - Standard settings 0,5 to 12 bar (every 0,5 bar): on stock - Mandatory certificate **5 €/pc additional will be invoiced.**
⚠ **For settings above 12 bar please consult for price & delivery time.**

on request | CE 0036 | ISO 9001 | 3.1 15 €/DN on request | Ex Zones 1, 2, 21, 22 on request

COMPRESSED AIR

2800 - Brass - Free outlet

CW614N body (stainless steel on request) - FKM seat - TS: -20°C/+200°C.

inlet Ø	ref.	max. setting pressure (bar)	code
1/4"	D7	60	28000
3/8"	D10	60	28001
1/2"	D10	60	28002
3/4"	D14	30	28003
1"	F18	21	28004
1"1/4	F25	30	28005
1"1/2	F32	14	28006
2"	F40	30	28007

LIQUIDS

2871 - Brass - Pipe outlet

CW614N body - FKM seat - TS: -20°C/+200°C.

inlet Ø	outlet Ø	ref.	max. setting pressure (bar)	code
1/4"	1/2"	D7/C	60	28710
3/8"	3/4"	D10/C	60	28711
1/2"	3/4"	D10/C	60	28712
3/4"	1"	G14	60	28713
1"	1"	G14	60	28714
1"1/4	1"1/4	G20	60	28715
1"1/2	1"1/2	G25	60	28716
2"	1"1/2	G32	14	28717

STEAM

2851 / 2858 - Brass - Pipe outlet & lever

CW614N body (stainless steel on request) - Standard settings 0,5 to 15 bar (every 0,5 bar): on stock.

inlet Ø	outlet Ø	ref.	max. setting pressure (bar)	up to 6 bar code	6,5 - 15 bar code
1/2"	1"	G10/L	30	28512	28582
3/4"	1"	G14/L	60	28513	28583
1"	1"1/4	G20/L	60	28514	28584
1"1/4	1"1/4	G20/L	60	28515	28585
1"1/2	1"1/2	G25/L	60	28516	28586
2"	2"	G40/L	14	28517	28587
				FKM + PTFE seat 165°C saturated steam	KALREZ seat 200°C saturated steam

PROCESS FOOD

2885 - Stainless steel - Pipe outlet

CE 1935

F316 body - PTFE seat (other seats on request) - EC 1935/2004 - TS: -196°C/+250°C.

inlet Ø	outlet Ø	ref.	max. setting pressure (bar)	code
3/8"	3/4"	D10/C	60	28851
1/2"	3/4"	D10/C	60	28852
3/4"	1"	G10	30	28853
1"	1"	G14	60	28854
1"1/4	1"1/4	G20	60	28855
1"1/2	1"1/2	G25	60	28856
2"	1"1/2	G32	14	28857

not on stock, on request.

Flanged

2014/68/EU Directive N°0045 - Risk category IV / module B+D - Bureau Veritas marine & offshore approval - Full lift - Stainless steel trim - Hardened seat & superfinished disc- Closed bonnet - Watertight cap - Testing lever - For steam, gas & liquids - Min. setting pressure: 0,5 bar - Mandatory certificate **14 €/pc additional will be invoiced.** ⚠ **Additional delivery time for setting.**

CE 0045 | ISO 9001 | 3.1 15 €/pc

6301 - Cast iron - Flanged PN16

TÜV SV 96.894 approval - Flange connections: inlet RF PN16 / outlet RF PN10/16 - GG25 body - TS: -10°C/+200°C.

inlet DN	outlet DN	max. setting pressure (bar)	code
20	32	16	250120
25	40	16	250125
32	50	16	250132
40	65	16	250140
50	80	16	250150
65*	100	16	250165
80	125	16	250180
100	150	16	250190
125	200	12,5	250191
150	250	10	250192

* 4 hole flanges.

6301 S - Ductile iron - Flanged PN40

UDT certification - Flange connections: inlet RF PN40 / outlet PN10/16 - GGG40 body - TS: -10°C/+350°C.

inlet DN	outlet DN	max. setting pressure (bar)	code
20	32	40	250220
25	40	40	250225
32	50	40	250232
40	65	32	250240
50	80	32	250250
65	100	32	250265
80	125	25	250280
100	150	20	250290

WATER

6301 W - Cast iron - Flanged PN16

Same as 6301, except: EPDM tightness & TS: -10°C/+120°C.

inlet DN	outlet DN	max. setting pressure (bar)	code
20	32	10	250420
25	40	10	250425
32	50	10	250432
40	65	10	250440
50	80	10	250450
65	100	10	250465
80	125	10	250480
100	150	10	250490
125	200	10	250491
150	250	10	250492

6302 - Carbon steel - Flanged PN40

TÜV SV 96.894 approval - Flange connections: inlet RF PN40 / outlet PN10/16 - 1.0619 carbon steel body - TS: -10°C/+300°C.

inlet DN	outlet DN	max. setting pressure (bar)	code
20	32	40	250520
25	40	40	250525
32	50	40	250532
40	65	32	250540
50	80	32	250550
65	100	32	250565
80	125	25	250580
100	150	20	250590
125	200	12,5	250591
150	250	10	250592

not on stock, on request.

PDF Eraser Free

Angle

2014/68/EU category III - Products excluded from 2014/68/EU Directive risk category IV (not a safety device) - Pre-set pressure: 12 €/pc - Proportional opening - Adjustable pressure setting - Tight setting screw - PS: 20 bar.

CE 0036 | ISO 9001 | 3.1 40 €/pc | Ex on request

617 N - Bronze - NBR seat

CC499K body - TS: -30°C/+130°C.

inlet Ø	Upstream pressure 0,5 - 2,5 bar code	2 - 12 bar code
3/8"	289201	289211
1/2"	289202	289212
3/4"	289203	289213
1"	289204	289214
1"1/4	289205	289215
1"1/2	289206	289216
2"	289207	289217

617 P - Bronze - PTFE seat

CC499K body - TS: -60°C/+225°C.

inlet Ø	Upstream pressure 0,5 - 2,5 bar code	2 - 12 bar code	12 - 20 bar code
3/8"	289251	289261	289271
1/2"	289252	289262	289272
3/4"	289253	289263	289273
1"	289254	289264	289274
1"1/4	289255	289265	289275
1"1/2	289256	289266	289276
2"	289257	289267	289277

417 F - Stainless steel - FKM seat

CF8M body (PTFE seat on request) - TS: -20°C/+200°C.

Ø	Upstream pressure 0,5 - 2,5 bar code	2 - 12 bar code
3/8"	289301	289311
1/2"	289302	289312
3/4"	289303	289313
1"	289304	289314
1"1/4	289305	289315
1"1/2	289306	289316
2"	289307	289317

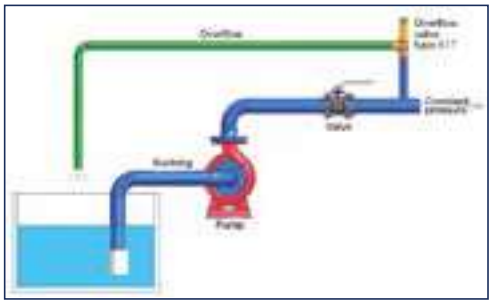

Straight

2014/68/EU Directive N°0035 - Risk category II / module D1 - Pre-set pressure: 10 €/pc - CF8M body - FKM seat - For clean fluids - Supplied with a Ø 63 stainless steel pressure gauge indicating the upstream pressure - Horizontal mounting.

CE 0035 | ISO 9001 | 3.1 see p. 20 | Ex on request

2480 / 2490 - BPV

PS: 16 bar - TS: -15°C/+100°C.

Threaded

Ø	face to face (mm)	weight (kg)	Upstream pressure 1 - 5 bar code	4 - 10 bar code
1/2"	70	0,80	248001	248002
3/4"	85	1,00	248011	248012
1"	90	1,05	248021	248022
1"1/4	115	2,30	248031	248032
2"	120	2,50	248041	248042

Flanged PN16

DN	face to face (mm)	weight (kg)	Upstream pressure 1 - 5 bar code	4 - 10 bar code
15	155	2	249001	249002
20	155	3	249011	249012
25	155	5	249021	249022
40	190	8	249031	249032
50	195	12	249041	249042
65*	210	16	249051	249052
80	225	18	249061	249062
100	250	25	249071	249072

* 4 hole flanges.

not on stock, on request.

2481 - LBPV - Low pressure

PS: 10 bar - TS: -15°C/+80°C.

Threaded

Ø	face to face (mm)	weight (kg)	Upstream pressure 0,2 - 1,5 bar code
1/2"	70	0,80	248100
3/4"	85	1,00	248110
1"	90	1,05	248120
1"1/2	115	2,30	248130
2"	120	2,50	248140

not on stock, on request.

PDF Eraser Free

STEAM **Steam traps**

ISO 9001 | 3.1 see p. 20

Float

SK 51 - Ductile iron - PN16

Excluded from 2014/68/EU Directive (art. 4, §3) - GGG40.3 body - Stainless steel mechanism - PS: 16 bar - TS: +250°C - Built-in thermostatic air eliminator - Horizontal mounting on stock - Vertical mounting on request (25 €/pc).

Threaded

Ø	face to face (mm)	Δp 4,5 bar code	Δp 10 bar code	Δp 14 bar code
1/2"	122	151040	151041	151042
3/4"	122	151050	151051	151052
1"	145	151060	151061	151062

Flanged RF PN16

DN	face to face (mm)	Δp 4,5 bar code	Δp 10 bar code	Δp 14 bar code
15	150	150915	150916	150917
20	150	150920	150921	150922
25	160	150925	150926	150927

SK 55 - Ductile iron - PN16 - Tempered sight glass

CE 0408

2014/68/EU Directive n°0408 - Risk category I - GGG40.3 body - Stainless steel mechanism - Tempered borosilicate sight glass - PS: 16 bar - TS: +250°C - Built-in thermostatic air eliminator - Horizontal mounting on stock - Vertical mounting on request (25 €/pc).

Flanged RF PN16

DN	face to face (mm)	Δp 4,5 bar code	Δp 10 bar code	Δp 14 bar code
32	230	151840	151841	151842
40	230	151850	151851	151852
50	230	151860	151861	151862

SFK 40 - Ductile iron - PN16 - Closed free float

Excluded from 2014/68/EU Directive (art. 4, §3) - GGG40.3 body - Stainless steel mechanism - PS: 16 bar - TS: +220°C - Built-in filter & thermostatic air eliminator - Horizontal mounting.

Threaded

Ø	face to face (mm)	Δp 4,5 bar code	Δp 10 bar code	Δp 14 bar code
1/2"	120	150204	150208	150209
3/4"	120	150214	150218	150219
1"	120	150225	150228	150229

Flanged PN16

DN	face to face (mm)	Δp 4,5 bar code	Δp 10 bar code	Δp 14 bar code
15	150	150244	150248	150249
20	150	150254	150258	150259
25	160	150264	150268	150269

SK 70 - Carbon steel - PN25

Excluded from 2014/68/EU Directive (art. 4, §3) - A216WCB body - Stainless steel mechanism - PS: 25 bar - TS: +250°C - Built-in thermostatic air eliminator - Horizontal mounting on stock - Vertical mounting on request (25 €/pc).

Threaded

Ø	face to face (mm)	Δp 4,5 bar code	Δp 10 bar code	Δp 14 bar code
1/2"	122	151460SE	151461	151462
3/4"	122	151465	151466	151467
1"	145	151470SE	151471	151472

Flanged RF PN25

DN	face to face (mm)	Δp 4,5 bar code	Δp 10 bar code	Δp 14 bar code
15	150	151480SE	151481	151482
20	150	151485SE	151486	151487
25	160	151490SE	151491	151492

SK 61 - Stainless steel - PN25

Excluded from 2014/68/EU Directive (art. 4, §3) - CF8M body - Stainless steel mechanism - PS: 25 bar - TS: +250°C - Built-in air eliminator - Horizontal mounting on stock - Vertical mounting on request (25 €/pc).

Threaded

Ø	face to face (mm)	Δp 4,5 bar code	Δp 10 bar code	Δp 14 bar code
1/2"	122	151315	151316	151317
3/4"	122	151320	151321	151322
1"	145	151325	151326	151327

Flanged RF PN25

DN	face to face (mm)	Δp 4,5 bar code	Δp 10 bar code	Δp 14 bar code
15	150	151332	151333	151334
20	150	151340	151341	151342
25	160	151350	151351	151352

PDF Eraser Free

BT 16 - Cast iron - PN16 - Reversed open float

Excluded from 2014/68/EU Directive (art. 4, §3) - GGG40.3 body - Stainless steel mechanism - PS: 16 bar - TS: +220°C - Built-in filter - Horizontal mounting.

Threaded

Ø	face to face (mm)	Δp 5,4 bar code	Δp 8,5 bar code	Δp 15,5 bar code
1/2"	127	150504	150508	150512
3/4"	127	150514	150518	150522
1"	127	150524	150528	150532

Insulating jacket MI SK, for float steam traps see page 210

Thermostatic

TKK 2Y - Carbon steel

A105 body - Stainless steel mechanism - Built-in strainer - Thermostatic capsule in hastelloy and stainless steel - PS: 32 bar - Max. ΔP: 22 bar - TS: +250°C - Horizontal mounting.

Threaded

Ø	face to face (mm)	code
1/2"	95	151504
3/4"	95	151505
1"	95	151506

Flanged RF PN40

DN	face to face (mm)	code
15	150	151615
20	150	151620
25	160	151625

TKK 42 - Stainless steel

F304 body - Built-in strainer - PS: 32 bar - Max. ΔP: 21 bar - TS: +240°C.

Threaded

Ø	face to face (mm)	code
1/4"	65	152202
3/8"	65	152203
1/2"	65	152204
3/4"	65	152205
1"	65	152206

TKK 11 - Brass - Angle

CW617N body - Stainless steel mechanism - Built-in strainer - PS: 10 bar - TS: +200°C.

Threaded

Ø	code
1/2"	152504

TKK 61 - Brass - Straight

CW617N body - Stainless steel mechanism - Built-in strainer - PS: 10 bar - TS: +200°C.

Threaded

Ø	face to face (mm)	code
1/2"	76	152604

Bi-metallic

TK 1 - Carbon steel

A105 body - Stainless steel mechanism - Built-in strainer and check valve - Possible adjustment of discharge capacity and condensate temperature - PS: 32 bar - Max. ΔP: 22 bar - TS: +250°C - Horizontal or vertical mounting.

Threaded

Ø	face to face (mm)	code
1/2"	95	153604
3/4"	95	153605
1"	95	153606

Flanged RF PN40

DN	face to face (mm)	code
15	150	154015
20	150	154020
25	160	154025

PDF Eraser Free

Thermodynamic

TDK 45 - Carbon steel

A105 body - Stainless steel mechanism - Built-in Y-strainer - Downstream max. back pressure: 80% of the upstream pressure - PS: 32 bar - TS: +400°C - Horizontal mounting.

Threaded

Ø	face to face (mm)	code
1/2"	95	153004
3/4"	95	153005
1"	95	153006



Flanged RF PN40

DN	face to face (mm)	code
15	150	153115
20	150	153120
25	160	153125

TDK 71 - Stainless steel

A743 body - Built-in Y-strainer - Downstream max. back pressure: 80% of the upstream pressure - PS: 42 bar - TS: +400°C - Horizontal mounting.

Threaded

Ø	face to face (mm)	code
1/2"	78	153304
3/4"	90	153305
1"	95	153306

STEAM Pressure reducing valves

ISO 9001 | 3.1 see p. 20 | AYVAZ

BDV 25 - Ductile iron

For steam, compressed air & other gas - GGG40.3 body PN25 - Stainless steel mechanism - Built-in strainer - Locking device - PS: 18 bar - TS: +200°C - Max. flow ratio: 10/1 - Horizontal mounting.

Threaded

Ø	face to face (mm)	Downstream pressure range 0,14 - 1,7 bar code	1,4 - 4 bar code	3,5 - 8,6 bar code
1/2"	83	158041A	158042A	158043A
3/4"	96	158051A	158052A	158053A
1"	108	158061A	158062A	158063A

ISO 9001 | 3.1 see p. 20 | Ex on request | CE

PRV-S - Stainless steel

CF8M body - FKM/PTFE tightness - PS: 9 bar - TS: +180°C - Supplied with Ø 63 dry pressure gauge indicating the downstream pressure.

Threaded

Ø	face to face (mm)	weight (kg)	Downstream pressure range 1 - 6 bar code	4 - 9 bar code
1/2"	70	0,80	158101	158102
3/4"	85	1,00	158111	158112
1"	92	1,05	158121	158122

Flanged PN16

DN	face to face (mm)	weight (kg)	Downstream pressure range 1 - 6 bar code	4 - 9 bar code
15	155	2	158301	158302
20	155	3	158311	158312
25	155	5	158321	158322

PDF Eraser Free

RD10 – Ductile Iron – Flanged RF PN16

2014/68/EU Directive N°0036 - Risk Category I - For steam, air, water & all compatible fluids - Flanged RF PN16 - EN 558 series 1 (DIN 3202 F1) - GGG40.3 body - F304 mechanism & bellow - EPDM membrane.

⚠ **Not suitable for gas from group 1 - Saturated steam use : PS: 15 bar / TS: +200°C.**

⚠ **Sizing and actuating depending on actual working conditions** (medium, temperature, pressure, flow). **Please, consult for an appropriate offer.**

CE 0036 | ISO 9002 | SIL 3 | Ex on request

DN	face to face (mm)	Kv (m^3/h)	Downsteam pressure range		
			AR265 0,4 - 1 bar	AR205 0,9 - 1,8 bar	AR150 1,7 - 3 bar
			code	code	code
15	130	5	159015009	159015018	159015030
20	150	6,5	159020009	159020018	159020030
25	160	11	159025009	159025018	159025030
32	180	14,5	159032009	159032018	159032030
40	200	30	159040009	159040018	159040030
50	230	40	159050009	159050018	159050030
				0,9 - 2 bar	1,9 - 5 bar
65	290	58	159065009	159065018	159065030
80	310	78	159080009	159080018	159080030
				0,9 - 2,6 bar	2,5 - 8,5 bar
100	350	128	159091009	159091018	159091030

DN	face to face (mm)	Kv (m^3/h)	Downsteam pressure range		
			AR120 2,8 - 5 bar	AR100 4,8 - 7 bar	AR085 6,8 - 15 bar
			code	code	code
15	130	5	159015050	159015070	159015140
20	150	6,5	159020050	159020070	159020140
25	160	11	159025050	159025070	159025140
32	180	14,5	159032050	159032070	159032140
40	200	30	159040050	159040070	159040140
50	230	40	159050050	159050070	
			4,8 - 8,5 bar	8 - 15 bar	
65	290	58	159065050	159065070	
			4,5 - 11 bar	11 - 15 bar	
80	310	78	159080050	159080070	
			8 - 15 bar		
100	350	128	159091050		

Condensation tank

Supplied with 3/8"-1/4" connection for 10 mm pipes.

DN	code
1/4"	159001

STEAM Separators

CE 0408 | ISO 9001 | 3.1 see p. 20 | AYVAZ

SPR 25 - Threaded

Excluded from 2014/68/EU (art. 4, §3) - For steam & compressed air - F304 or carbon steel body - PS: 20 bar - TS: +250°C.

Ø	face to face (mm)	Ø event	Ø drainer	stainless steel code	carbon steel code
1/2"	120	1/2"	1/2"	1560002	1560102
3/4"	150	1/2"	1/2"	1560003	1560103
1"	160	1/2"	1/2"	1560004	1560104

SPR 40 - Flanged PN40

2014/68/EU Directive N°0408 - Risk Category III / module H1 - For steam & compressed air - Carbon steel body - Steam, PS: 32 bar / TS: +250°C - Compressed air, PS: 40 bar / TS: +20°C.

DN	face to face (mm)	Risk category	volume (l)	Ø event	Ø drainer	code
15	180	art. 4, §3	1,5	1/2"	1/2"	1560A015
20	230	art. 4, §3	2,9	1"	1/2"	1560A020
25	230	art. 4, §3	3,1	1"	1/2"	1560A025
32	250	II	5,2	1"	1/2"	1560A032
40	300	II	8,9	1"	1/2"	1560A040
50	310	II	9,7	1"	1/2"	1560A050
65	400	II	19,4	1"1/2	3/4"	1560A065
80	450	III	34,3	1"1/2	3/4"	1560A080
100	500	III	57,8	2"	1"	1560A100

Steam equipment

PDF Eraser Free

STEAM Vacuum breakers

ISO 9001

VK 70 - Brass - PN16
TS: +260°C - Air intake 1/8".

Ø	code
1/2"	981405

VK 71 - Stainless steel - PN25
TS: +400°C - Air intake 1/8".

Ø	code
1/2"	981400

STEAM Air vents

ISO 9001

PF 20 - Cast iron
PS: 10 bar - TS: +120°C.

Ø	code
3/4"	PF20

HA 62 - Stainless steel
CF8M body - Stainless steel mechanism - PS: 14 bar - TS: -10°C/+200°C.

Ø	code
3/4"	154810

NEW **HA 51 - Ductile iron**
GGG40 body - Stainless steel mechanism - Horizontal mounting - Face to face: 122 mm - PS: 16 bar - TS: 250°C.

Ø	code
1/2"	154604
3/4"	154605

NEW **HA 52 - Ductile iron**
GGG40 body - Stainless steel mechanism - Vertical mounting - PS: 14 bar - TS: -10°C/+200°C.

Ø	code
3/4"	154805

Compressed air equipment

COMPRESSED AIR Air treatment

Aluminium alloy body & bowl - Pressure range: 0,5-10 bar - Regulator accuracy: 0,2 bar - Standard filtration: 5 µm - Max. flow: 2080 l/mn for 1/4", 2100 l/mn for 3/8", 2600 l/mn for 1/2". PS: 10 bar - TS: -10°C/+60°C.

ISO 9001

1730 - Filter regulator NUFR + Lubricator NUL
With pressure gauge & bracket.

Ø	code
1/4"	173012
3/8"	173013
1/2"	173014

1731 - Filter regulator NUFR
With pressure gauge & bracket.

Ø	code
1/4"	173112
3/8"	173113
1/2"	173114

1732 - Filter NUF + Regulator NUR + Lubricator NUL
With pressure gauge & bracket.

Ø	code
1/4"	173212
3/8"	173213
1/2"	173214

1733 - Regulator NUR
With pressure gauge & bracket.

Ø	code
1/4"	173302
3/8"	173303
1/2"	173304

1734 - Filter NUF

Ø	code
1/4"	172412
3/8"	172413
1/2"	172414

1735 - Lubricator NUL

Ø	code
1/4"	172612
3/8"	172613
1/2"	172614

PDF Eraser Free

Aluminium body - Polycarbonate bowl - Bowl protection: reinforced fiberglass nylon - Standard filtration: 5 µm - Regulator accuracy: 0,2 bar - PS: 0,5 to 10 bar for 1/4", 0,5 to 12 bar from 3/4" to 1" - TS: 0°C/+50°C

ISO 9001

1700 - Filter regulator UFR + Lubricator UL

With pressure gauge & bracket.

Ø	code
3/4"	170005
1"	170006

1705 - Filter UF + Regulator UR + Lubricator UL

With pressure gauge & bracket.

Ø	code
3/4"	170505
1"	170506

1720 - Filter regulator UFR

With pressure gauge & bracket.

Ø	code
3/4"	172005
1"	172006

1721 - Filter UF 40 µm

With bracket.

Ø	code
3/4"	172105
1"	172106

1725 - Regulator UR

With pressure gauge & bracket.

Ø	code
3/4"	172505
1"	172506

1726 - Lubricator UL

With bracket.

Ø	code
3/4"	172605
1"	172606

1760 - Filter regulator FR 500

40 µm filtration - With pressure gauge & bracket.

DN	code
1/4"	176002

1740 - Filter regulator FR 500 + Lubricator L 600

With pressure gauge & bracket.

DN	code
1/4"	174002

1762 - Regulator R200

With pressure gauge Ø 40 - PS: 0,5 to 8 bar.

Ø	code
1/4"	176202

1727 - Condensate automatic drain with float AD 940

Ø	code
1/2"	172704

For compressed air or nitrogen - Low sensitivity to upstream pressure variations - PS: 10 bar - TS: -5°C/+60°C - Accuracy: ±0,5% - Supplied with pressure gauge & bracket.

ISO 9001

1764 - Precision regulator UR-P

Ø	pressure gauge	code
1/4"	0,1 - 4 bar	176402
1/4"	0,05 - 2 bar	176412

PDF Eraser Free

COMPRESSED AIR

Filtration

Epoxy-coated aluminium body - Interior anti-corrosion treatment - Threaded connections - Clogging indicator pressure gauge - Automatic air vent with float - PS: 16 bar - TS: +5°C/+50°C.

ISO 9001

S-AIR - Filter with cartridge

filtration		pre-filtration grade X3 3 µm	micronic filtration grade X1 1 µm	submicronic filtration grade XA 0,01 µm	active carbon filtration grade XAC 0,003 mg/m³
air quality acc. to ISO 8573.1		Class 3	Class 2	Class 1	Class 1
filtration medium			borosilicate microfibers		active carbon
initial head loss		0,03 bar	0,05 bar	0,09 bar	0,1 bar
Ø	flow at 7 bar (m³/h)	code	code	code	code
1/2"	82	178X302	178X102	178XA02	178XAC02
3/4"	127	178X303	178X103	178XA03	178XAC03
1"	212	178X304	178X104	178XA04	178XAC04
1"1/2	549	-	178X106	178XA06	178XAC06
2"	828	-	178X107	178XA07	178XAC07
2"	1070	-	178X108	178XA08	178XAC08

CAR - Cartridge for S-AIR

filtration		pre-filtration grade X3 3 µm	micronic filtration grade X1 1 µm	submicronic filtration grade XA 0,01 µm	active carbon filtration grade XAC 0,003 mg/m³
Ø	flow at 7 bar (m³/h)	code	code	code	code
1/2"	82	178E12X3	178E12X1	178E12XA	178E12XAC
3/4"	127	178E18X3	178E18X1	178E18XA	178E18XAC
1"	212	178E30X3	178E30X1	178E30XA	178E30XAC
1"1/2	549	-	178E80X1	178E80XA	178E80XAC
2"	828	-	178E105X1	178E105XA	178E105XAC
2"	1070	-	178E150X1	178E150XA	178E150XAC

COMPRESSED AIR

Drain valves

T-DRAIN - Programmable drain

Built-in upstream filter - Opening frequency from 1 to 60 mn - Opening time: 2,4 or 6 s - Max. condensate flow: 40 l/h - Electric supply 230V AC - Supplied with connector - Upstream connection: 1/2" M - Downstream connection: 3/8" M & hose Ø10 - Test function - Horizontal or vertical mounting - PS: 16 bar - TS: +60°C.

max. flow (m³/h)			
compressor	dryer	filter	code
3600	7200	36000	420050

T20 - Temporised drain

Electric supply 230V AC - 2 m wire - Opening frequency: 0,5 to 45 mn - Opening time: 0,5 to 10 s - Upstream connection: 1/2" M - Downstream connection: 1/4" F - Built-in ball valves - Cleanable upstream filter - PS: 16 bar - TS: +90°C.

code
421020

LD100 - Compact capacitive drain

Built-in tank with electronic float - Built-in filter - Electric supply 230V AC - Connector PG9 - Test function - Horizontal mounting - PS: 0,2-16 bar - TS: +60°C.

max. flow (m³/h)					
compressor	dryer	filter	upstream connection	downstream connection	code
180	180	1800	1/2"-3/4"M	3/8"M	420010

maintenance set code
980250

LOGI-DRAIN - Capacitive drain

Built-in tank with electronic float - Built-in filter - Electric supplied LED - Drain LED - Dysfunction alarm - Electric supply 230V AC - Connector PG9 - Test function - Horizontal mounting only - PS: 0,2-16 bar - TS: +60°C.

max. flow (m³/h)					
compressor	dryer	filter	upstream connection	downstream connection	code
378	756	3780	1/2"-3/4"M	3/8"M	420012
450	900	4500	1/2"-3/4"M	3/8"M	420011
900	1800	9000	1/2"-3/4"M	3/8"M	420020
1800	3600	18000	1/2"-3/4"M	3/8"M	420022
9500	19000	95000	1/2"-3/4"M	3/8"M	420023

maintenance set code
-
980250
980251
980251
980252

not on stock, on request.

PDF Eraser Free

2315 - NX - Carbon steel valves

Flanged PN40 - A105 body - Set of upper/lower valves & drainage valve - Plug valve - Graphite tightness - For level gauge box with Ø 16 pipes - PS: 40 bar - TS: -25°C/+425°C.

DN	code
15	2315SUPINFBR15
20	2315SUPINFBR20
25	2315SUPINFBR25

Spare Ø16 sleek pipes

for RBF & TMF level gauges (1 piece).
Mounting: 15€/level gauge (2 pieces).

length (mm)	code
35	986052
57,5	986053
72	986054
100	986055

2320 - RBF - Reflex - Carbon steel

Carbon steel body - Borosilicate reflex glass type B (DIN 7081) - Width: 34 mm - Wired graphite glass gasket & support gasket - Connection to NX valves with Ø 16 sleek pipes - Length: 35 mm - PS: 40 bar - TS: +239°C.

size	INT. min. (mm)	C (mm)	D (mm)	V (mm)	code
T3	285	165	178	141	2320REFLB1T3
T4	310	190	203	166	2320REFLB1T4
T5	340	220	233	196	2320REFLB1T5
T6	370	250	263	226	2320REFLB1T6
T7	400	280	293	256	2320REFLB1T7
T8	440	320	333	296	2320REFLB1T8
T9	460	340	353	313	2320REFLB1T9

size	INT. min. (mm)	C (mm)	D (mm)	V (mm)	code
2xT4	515	190	406	367	2320REFLA2T4
2xT5	575	220	466	427	2320REFLA2T5
2xT6	635	250	526	489	2320REFLA2T6
2xT7	695	280	586	549	2320REFLA2T7
2xT8	775	320	666	628	2320REFLA2T8
2xT9	815	340	706	668	2320REFLA2T9
3xT6	900	250	789	751	2320REFLA3T6
3xT7	990	280	879	841	2320REFLA3T7
3xT8	1110	320	999	961	2320REFLA3T8
3xT9	1170	340	1059	1021	2320REFLA3T9
4xT7	1285	280	1172	1134	2320REFLA4T7
4xT8	1445	320	1332	1294	2320REFLA4T8
4xT9	1525	340	1412	1374	2320REFLA4T9
5xT7	1580	280	1465	1427	2320REFLA5T7
5xT8	1780	320	1665	1627	2320REFLA5T8
5xT9	1880	340	1765	1727	2320REFLA5T9
6xT8	2115	320	1998	1960	2320REFLA6T8
6xT9	2235	340	2118	2080	2320REFLA6T9
7xT9	2590	340	2471	2433	2320REFLA7T9

not on stock, on request. Approx . 5-6 weeks.

23509 - Borosilicate reflex glasses

ISO 9001

According to DIN 7081 - Polyprismatic - Supplied with tightness gaskets - Fiber & graphite - Thickness: 17 mm - PS: 34 bar - TS (steam): +243°C.

length (mm)	34 mm width code	30 mm width code
115	2350901F	2350911F
140	2350902F	2350912F
165	2350903F	2350913F
190	2350904F	2350914F
220	2350905F	2350915F
250	2350906F	2350916F
280	2350907F	2350917F
320	2350908F	2350918F
340	2350909F	2350919F

2330 - TMF - Transparent - Carbon steel

Carbon steel body - Borosilicate transparent glass type A (DIN 7081) - Width: 30 mm - Wired graphite glass gasket & support gasket - Connection to NX valves with Ø 16 pipes - Length: 35 mm - PS: 64 bar - TS: +243°C.

size	INT. min. (mm)	C (mm)	D (mm)	V (mm)	code
T5	340	220	233	196	2330TRANA1T5
T6	370	250	263	226	2330TRANA1T6
T7	400	280	293	256	2330TRANA1T7

23519 - Borosilicate transparent glasses

ISO 9001

According to DIN 7081 - Supplied with tightness gaskets - Fiber & graphite - Thickness: 17 mm - PS: 34 bar - TS (steam): +243°C.

length (mm)	34 mm width code	30 mm width code
115	2351901F	2351911F
140	2351902F	2351912F
165	2351903F	2351913F
190	2351904F	2351914F
220	2351905F	2351915F
250	2351906F	2351916F
280	2351907F	2351917F
320	2351908F	2351918F
340	2351909F	2351919F

2352 - Mica protection for transparent glass

ISO 9001

Combined with transparent glasses - According to DIN 7081 - Width: 34 mm - Thickness: 0,15-0,20 mm.

length (mm)	code
115	2352901
140	2352902
165	2352903
190	2352904
220	2352905
250	2352906
280	2352907
320	2352908
340	2352909

PDF Eraser Free

Water meters

■ High flow - Woltman

Use: water distribution - Acc. to MID 2014/32/EU - Cast iron body - Flanged RF PN10/16 - Magnetic transmission - Axial helicoid - Tight dial - 1 pulse every 100l up to DN150, 1000l above - PS: 16 bar - Cold water: 0°C/+30°C - Hot water: +30°C/+90°C.

ISO 9001

Cold water - MID R100 **Hot water - MID R100**

DN	length (mm)	nominal flow (m³/h)	max. flow (m³/h)	cold water code	hot water code
50	200	40	50	1738050	1739050
65	200	63	78,7	1738065	1739065
80	225	100	125	1738080	1739080
100	250	160	200	1738100	1739100
125	300	160	200	1738125	1739125
150	300	250	312,5	1738150	1739150
200	350	400	500	1738200	1739200

Programmable static pulse head

code
1749063

M-Bus clip-on pulser
2 thread wire - 3 m length.

code
1749064

M-Bus micromaster
Primary address setting.

code
1749016

■ High flow - Woltman - Pulse transmitter

Use: water distribution - Cast iron body - Flanged RF PN10/16 - Interchangeable mechanism - Axial helicoid - Horizontal mounting or vertical mounting with vertical dial.
Cold water: pre-equipped for pulse transmitter 1 pulse every 100l for DN50 to DN125, 1000l above - Max. temperature: 50°C - MID100 acc. to EN ISO 4064 & MID MI001 2014/32/EU - Q3/Q1: horizontal dial H = 100; vertical dial V = 100 - IP68.
Hot water: pre-equipped for pulse transmitter 1 pulse every 10l or 1000l for DN50 to DN125, 100l or 10000l above - Max. temperature: 90°C - Non MID - Q3/Q1: horizontal dial H = 80; vertical dial V = 50.

ISO 9001

Cold water - MID R100 **Hot water**

		Cold water			Hot water		
DN	length (mm)	Q4 (m³/h)	Q3 (m³/h)	code	Q4 (m³/h)	Q3 (m³/h)	code
50	200	50	40	2738050	31,25	25	2739050
65	200	78,8	63	2738065	50	40	2739065
80	225	125	100	2738080	78,75	63	2739080
100	250	200	160	2738100	125	100	2739100
125	250	200	160	2738125	200	160	2739125
150	300	312,5	250	2738150	312	250	2739150
200	350	500	400	2738200	500	400	2739200

REED switch pulser

code
9821017

M-Bus pulser (for cold water)

code
2749061

Static pulser (for cold water)

code
2749062

■ Irrigation

Use: irrigation - Cast iron body - Flanged RF PN10/16 - Magnetic transmission - Tangential helicoid - Dry dial - Class A - Horizontal or vertical mounting - Pre-equipped or REED contact for pulse transmitter - TS: +0°C/+50°C.

ISO 9001

Cold water - Class A **Cold water - Class A - Pulse transmitter**

				Cold water		Cold water - Pulse transmitter	
DN	length (mm)	nominal flow (m³/h)	max. flow (m³/h)	code 1 x 100 l	code 1 x 1000 l	code 1 x 100 l	code 1 x 1000 l
50	200	35	70	1720050	-	1724050	-
65	200	50	100	1720065	-	1724065	-
80	225	75	150	1720080	-	1724080	-
100	250	125	250	1720100	-	1724100	-
125	250	175	350	-	1720125	-	1724125
150	300	250	500	-	1720150	-	1724150
200	350	450	900	-	1720200	-	1724200

Pulse transmitter

code
9811017

Thermal energy meters, please consult

PDF Eraser Free

Flowmeters

2281 - DS - Acrylic with float & regulating valve

Acrylic plastic body - Stainless steel fittings - Nickel-plated magnetic float - Stainless steel needle valve - FKM gasket - Vertical position, upward-flow - Accuracy: +/- 5% - PS: 10 bar - TS: -10°C/+50°C.

Ø	fluid	flow	code
1/8"	water	0,6-6 l/h	2280001
1/8"	air	0,1-1 Nm³/h	2280002
1/4"	water	0,4-4 l/min	2281004SE
1/4"	water	0,8-8 l/min	2281005SE
1/4"	air	10-100 l/min	2281006SE
1/4"	air	25-250 l/min	2281007SE

Alarm contact for DS flowmeters

Adjustable on 10-80% of the range.

code
986082

2282 - P - Stainless steel with float

Stainless steel F316L body - Stainless steel float - Glass tube - FKM gasket - ⚠ **l/min scale for liquid** - Vertical position, upward-flow - Accuracy: +/- 2,5% - PS: 6 bar - TS: -5°C/+100°C.

Ø	flow (l/min)	L (mm)	code
3/8"	0,1-1	200	2282001
1/2"	1-10	240	2282002SE
3/4"	2-20	280	2282003SE
1"	5-50	280	2282004SE
1"1/4	10-100	280	2282005SE
1"1/2	20-200	305	2282006SE
2"	40-400	315	2282007SE

2285 - SF - With float, vertical & horizontal

Polycarbonate body - Stainless steel 316 ends, float & spring - FKM gaskets - For water - Vertical position, upward-flow / horizontal position, fluid direction: left to right - Accuracy: +/- 5% - PS: 12 bar - TS: -5°C/+60°C.

Ø	flow (l/min)	face to face (mm)	code
1/2"	5-50	134	22852050
3/4"	10-100	165,5	22853100F
1"	15-150	165,5	22854150F
1"1/4	20-200	175	22855200F
1"1/2	25-250	175	22856250F

Alarm contact for SF flowmeters

Ø	code
1/2"	986080
3/4"	986081

2284 - MF200E - Magnetic

Stainless steel 316 body & float - IP65 - ⚠ **l/h scale for liquid** - Accuracy: +/- 2% - Vertical position, upstream flow - PS: 10 bar - TS: -40°C/+180°C.

Ø	flow (l/h)	code
1/2"	15-150	2284001
1/2"	40-400	2284002
1/2"	60-600	2284003
3/4"	75-750	2284004
1"	100-1000	2284005
1"1/2	200-2000	2284006
1"1/2	400-4000	2284007

2286 - BR250S - Magnetic - Flanged PN16

Stainless steel 316 body, float & spring - Aluminium case IP66 - ⚠ **l/h scale for liquid** - Accuracy: +/- 2,5% - Supplied with alarm contact 250V AC - 5A & 30V DC - Horizontal position, fluid direction: left to right - PS: 16 bar - TS: -50°C/+200°C.

DN	flow (l/h)	face to face (mm)	code
25	400-4000	250	228602504
40	1000-10000	250	228604010
50	2000-20000	250	228605020
65	3000-30000	250	228606530
80	4000-40000	250	228608040
100	6000-60000	250	228610060

Flow switch

FS 20 - Stainless steel

For liquids - Stainless steel 316 body - Micro switch contact SPDT 250V AC - 3A or 30V DC - 3A - Electrical connection with connector DIN 43650 PG9 IP65 - PS: 70 bar - TS: -20°C/+150°C.

Ø	flow for activation	flow for de-activation	code
1/2"	380-460	150-210	228701
3/4"	550-610	140-240	228702
1"	930-1010	750-780	228703

PDF Eraser Free

Pressure switches

ELT - Control pressure switch

For all compatible fluids, except propane - TS: -10°C/+120°C - Silver plated SPDT contacts - Shut-off 0,2A-230V AC - IP40 - Room temperature: -35°C/+60°C - According to EN 60947-1-5 - Fluid connection: *brass BSP female 1/4", **brass BSP male 1/4".

	pressure setting	differential	code
*	-0,2 - 8 bar	0,6 - 3 bar	132001SE
*	5 - 16 bar	1 - 3,5 bar	132002SE
**	5 - 28 bar	2 - 10 bar	132003

MDR - Process pressure switch

Stainless steel 303 inner mechanism & fitting - Stainless steel 316 Ti membrane - Aluminium support - Polycarbonate housing - IP65 - 2 SPDT contacts - Breaking capacity: resistive 10A@240VAC, inductive 4A@240VAC, 0,1A@240VDC - PS: 10 bar - TS: 0°C/+200°C - Ambient T: -20°C/+70°C - Process connections 1/4" - Gland pack M20 electric connection.

pressure setting	differential	code
1 - 12 bar	0,5 - 0,8 bar	1320501

Pressure transmitters

DPG - Digital pressure gauge - Ø 80

ABS case - Accuracy: +/- 1 % - Digital screen display - Programmable display pressure unit - Battery 9V DC - TS: -10°C/+200°C - Ambient T: -10°C/+75°C - Fluid connection: stainless steel 1/4" male.

scale (bar)	code
0/4	131101SE
0/10	131102SE
0/20	131103SE

DPGPT - Digital transmitter - Ø 80

ABS case - Accuracy: +/- 1 % - Digital screen display - Programmable display pressure unit - 24V DC with 1 m wire - Analog output 4-20 mA - TS: -10°C/+200°C - Ambient T: -10°C/+75°C - Fluid connection: stainless steel 1/4" male.

scale (bar)	code
0/4	131201
0/10	131202
0/20	131203

NEW

PS 131 - Pressure sensor with OLED display

F316 body - Accuracy: +/- 0,1% - 12-30V DC - Output: 4-20 mA + PNP, RS485 - TS: -40°C/+120°C - Electrical connection: straight connector M12, 5 pins with 2 m cable supplied - IP67 - Supplied with calibration certificate.

Ø	scale (bar)	code
1/4"	0/10	131301
1/2"	0/10	131302

NEW

SMP 131 - Pressure transmitter

F316 body - Accuracy: +/- 0,2% - 10-30V DC - Output: 2 threads 4-20 mA - TS: -30°C/+80°C - Electrical connection: connector DIN 43650 - IP65.

Ø	scale (bar)	code
1/4"	0/10	131401SE
1/2"	0/10	131402SE

Pressure gauges

■ ABS plastic case - Dry

Excluded from 2014/68/EU Directive (art. 4, §3) - Accuracy class according to EN837-1 - For non-viscous, non-crystallizing & non-aggressive fluids - Black ABS case - Brass Bourdon tube and mechanism - Brass connection - Clear Plexiglas window - White ABS dial - Duralumin pointer - TS: 0°C/+60°C.

ISO 9001

1640 - Axial - Ø 40

Class 2,5 - Connection 1/8".

scale (bar)	code
0/4	1640004
0/6	1640005
0/10	1640006
0/16	1640007

1643 - Radial - Ø 63

Class 1,6 - Connection 1/4".

scale (bar)	range (psi)	code
0/4	0/60	1643004
0/6	0/90	1643005
0/10	0/150	1643006
0/16	0/230	1643007
0/25	0/360	1643008
0/40	0/600	1643009

1644 - Radial - Ø 80

Class 1,6 - Connection 1/2".

scale (bar)	range (psi)	code
0/4	0/60	1644004
0/6	0/90	1644005
0/10	0/150	1644006
0/16	0/230	1644007
0/25	0/360	1644008
0/40	0/600	1644009

1645 - Radial - Ø 100

Class 1,6 - Connection 1/2".

scale (bar)	code
0/4	1645004
0/6	1645005
0/10	1645006
0/16	1645007
0/25	1645008
0/40	1645009

Carbon steel case - Brazed brass - Dry

PDF Eraser Free

Excluded from 2014/68/EU Directive (art. 4, §3) - Accuracy class according to EN837-1 - For non-viscous, non-crystallizing & non-aggressive fluids - Black painted steel case - Brass Bourdon tube and mechanism, tin welded - Brass connection - Flat instrument glass window - Duralumin dial - Steel pointer - TS: 0°C/+150°C (steam up to 100C°).

ISO 9001

1619 - Radial - Ø 100

Class 1,6 - Connection 1/2".

scale (bar)	code
-1/+1	1619001
0/1,6	1619002
0/2,5	1619003
0/4	1619004
0/6	1619005
0/10	1619006
0/16	1619007
0/25	1619008
0/40	1619009

Stainless steel case - Glycerine filled

Excluded from 2014/68/EU Directive (art. 4, §3) - Accuracy class according to EN837-1 - IP65 - For non-viscous, non-crystallizing & non-aggressive fluids - F304 stainless steel case - Brass Bourdon tube and mechanism, tin welded - Brass connection - Polycarbonate window - Duralumin dial - Steel pointer (duralumin pointer for Ø100) - TS: 0°C/+60°C.

ISO 9001

1612 - Radial - Ø 50

Class 2,5 - Connection 1/4".

scale (bar)	code
-1/+1	1612001
0/1,6	1612002
0/2,5	1612003
0/4	1612004
0/6	1612005
0/10	1612006
0/16	1612007
0/25	1612008
0/40	1612009
0/60	1612010

1613 - Radial - Ø 63

Class 1,6 - Connection 1/4".

scale (bar)	range (psi)	code
-1/+1	-15/15	1613001
0/1,6	0/23	1613002
0/2,5	0/35	1613003
0/4	0/60	1613004
0/6	0/90	1613005
0/10	0/150	1613006
0/16	0/230	1613007
0/25	0/360	1613008
0/40	0/600	1613009
0/60	0/900	1613010
0/100	0/1500	1613011
0/160	0/2300	1613012
0/250	0/3500	1613013
0/400	0/6000	1613014
0/600	0/9000	1613015
0/6	0/90	M1623005NPT
0/10	0/150	M1623006NPT
0/16	0/230	M1623007NPT

1615 - Radial - Ø 100

Class 1 - Connection 1/2".

scale (bar)	code
-1/+1	1615001
0/1,6	1615002
0/2,5	1615003
0/4	1615004
0/6	1615005
0/10	1615006
0/16	1615007
0/25	1615008
0/40	1615009
0/60	1615010
0/100	1615011
0/160	1615012
0/250	1615013
0/400	1615014
0/600	1615015

1622 - Axial - Ø 50

Class 2,5 - Connection 1/4".

scale (bar)	code
-1/+1	1622001
0/1,6	1622002
0/2,5	1622003
0/4	1622004
0/6	1622005
0/10	1622006
0/16	1622007
0/25	1622008
0/40	1622009
0/60	1622010

1623 - Axial - Ø 63

Class 1,6 - Connection 1/4".

scale (bar)	range (psi)	code
-1/+1	-15/15	1623001
0/1,6	0/23	1623002
0/2,5	0/35	1623003
0/4	0/60	1623004
0/6	0/90	1623005
0/10	0/150	1623006
0/16	0/230	1623007
0/25	0/350	1623008
0/40	0/600	1623009
0/60	0/900	1623010
0/100	0/1500	1623011
0/160	0/2300	1623012
0/250	0/3500	1623013
0/400	0/6000	1623014
0/600	0/9000	1623015

1625 - Axial - Ø 100

Class 1 - Connection 1/2".

scale (bar)	code
-1/+1	1625001
0/1,6	1625002
0/2,5	1625003
0/4	1625004
0/6	1625005
0/10	1625006
0/16	1625007

PDF Eraser Free

Stainless steel case - Dry - Gas capsule

Excluded from 2014/68/EU Directive (art. 4, §3) - Accuracy class according to EN837-3 - IP31 - For dry & non-aggressive gases - F304 stainless steel case - Brass capsule and mechanism - Brass connection - Acrylic window for 1633 / Polycarbonate window for 1635 - Duralumin dial & pointer - TS: 0°C/+60°C.

ISO 9001

1633 - Dry - Radial - Ø 63

Class 2,5 - Connection 1/4".

scale (mbar)	code
0/60	1633001
0/100	1633002
0/250	1633003
0/400	1633004
0/600	1633005

1635 - Dry - Radial - Ø 100

Class 1,6 - Connection 1/2".

scale (mbar)	code
0/60	1635001
0/100	1635002
0/250	1635003
0/400	1635004
0/600	1635005

Push-button valve

PS: 4 bar.

Ø	code
1/4"	9880302
1/2"	9880304

Full stainless steel - Dry

Excluded from 2014/68/EU Directive (art. 4, §3) - Accuracy class according to EN837-1 - IP65 - For non-viscous & non-crystallizing aggressive fluids - F304 stainless steel case - F316 Bourdon tube and mechanism - F316 connection - Securit glass window - Aluminium dial & pointer - TS: 0°C/+100°C except fig. 1618 & 1628: 0°C/+60°C.

ISO 9001

1616 - Dry - Radial - Ø 63

Class 1,6 - Connection 1/4".

scale (bar)	code
-1/+1	1616001
0/1,6	1616002
0/2,5	1616003
0/4	1616004
0/6	1616005
0/10	1616006
0/16	1616007
0/25	1616008
0/40	1616009
0/60	1616010

1617 - Dry - Radial - Ø 100

Class 1 - Connection 1/2".

scale (bar)	code
-1/+1	1617001
0/1,6	1617002
0/2,5	1617003
0/4	1617004
0/6	1617005
0/10	1617006
0/16	1617007
0/25	1617008
0/40	1617009
0/60	1617010

1618 - Glycerine - Radial - Ø 100

Class 1 - Connection 1/2" - Supplied filled.

scale (bar)	code
-1/+1	1618001
0/1,6	1618002
0/2,5	1618003
0/4	1618004
0/6	1618005
0/10	1618006
0/16	1618007
0/25	1618008
0/40	1618009
0/60	1618010

1626 - Dry - Axial - Ø 63

Class 1,6 - Connection 1/4".

scale (bar)	code
-1/+1	1626001
0/1,6	1626002
0/2,5	1626003
0/4	1626004
0/6	1626005
0/10	1626006
0/16	1626007
0/25	1626008
0/40	1626009
0/60	1626010

1628 - Glycerine - Axial - Ø 100

Class 1 - Connection 1/2" - Supplied filled.

scale (bar)	code
-1/+1	1628001
0/1,6	1628002
0/2,5	1628003
0/4	1628004
0/6	1628005
0/10	1628006
0/16	1628007
0/25	1628008
0/40	1628009
0/60	1628010

Stainless steel case - Dry - For steam

Excluded from 2014/68/EU (art. 4, §3) - Accuracy class according to EN 837-1 - For steam - TS: +180°C.

ISO 9001

Radial - Ø 100

Class 1,6 - Connection 1/2" - TS: +180°C - To be installed with coil siphon.

scale (bar)	code
0/10	981703
0/25	981705

Coil siphon

DIN 16282 C type - M1/2" x F1/2" - TS: +300°C (at 80 bar).

	code
Carbon steel	981712
Stainless steel	981713

Pressure gauge valve

DIN 16270 A type - Carbon steel body - M1/2" x F1/2" - PS: 400 bar - TS: -10°C/+120°C.

	code
Carbon steel	981710
Stainless steel	981717

NEW ■ Full stainless steel - Refillable

PDF Eraser Free

Accuracy class according to EN837-1 - For aggressive fluids - F304 stainless steel case - F316L bourdon tube & connection - IP65 - TS: max. 200°C.

2385 - Radial - Ø 100

Class 1 - Connection 1/2".

scale (bar)	code	scale (bar)	code	scale (bar)	code	scale (bar)	code
-1/+0,6	2385RV02D	0/0,6	2385RV08D	0/10	2385RV14D	0/160	2385RV20D
-1/+1,5	2385RV03D	0/1	2385RV09D	0/16	2385RV15D	0/250	2385RV21D
-1/+3	2385RV04D	0/1,6	2385RV10D	0/25	2385RV16D	0/400	2385RV23D
-1/+5	2385RV05D	0/2,5	2385RV11D	0/40	2385RV17D	0/600	2385RV24D
-1/+9	2385RV06D	0/4	2385RV12D	0/60	2385RV18D		
-1/+15	2385RV07D	0/6	2385RV13D	0/100	2385RV19D		

Pressure gauges with diaphragm seal

NEW ■ Full stainless steel - Mounted & tested - Threaded

Accuracy class according to EN837-1 - For aggressive, hot & corrosive fluids - F304 stainless steel case - F316L bourdon tube & connection - Securit glass window - Safety air vent - Direct mounting diaphragm seal - Wetted parts: membrane & F316L stainless steel lower part - F316L stainless steel upper part - KN59 filling oil - IP65 - PS: 100 bar - TS: max. 200°C (filled: 90°C).

2385/99-01 - Radial - Ø 100 - PS: 100 bar

Class 1 - Connection 1/2".

scale (bar)	code
0/1	2385RV09D10
0/1,6	2385RV10D10
0/2,5	2385RV11D10
0/4	2385RV12D10
0/6	2385RV13D10
0/10	2385RV14D10
0/16	2385RV15D10
0/25	2385RV16D10

2385/99-01 - Axial - Ø 100 - PS: 100 bar

Class 1 - Connection 1/2".

scale (bar)	code
0/1	2385RA09D10
0/1,6	2385RA10D10
0/2,5	2385RA11D10
0/4	2385RA12D10
0/6	2385RA13D10
0/10	2385RA14D10
0/16	2385RA15D10
0/25	2385RA16D10

NEW ■ Full stainless steel - Mounted & tested - Welded

Accuracy class according to EN837-1 - For corrosive & contaminated fluids, hot pressure - F304 stainless steel case - F316L bourdon tube & connection - Polycarbonate glass window - Safety air vent - Direct mounting diaphragm seal - Wetted parts: F316L stainless steel - KN59 filling oil - IP65 - TS: +10°C/+200°C.

2383/99-04 - Radial - Ø 63 - PS: 160 bar

Class 1,6 - Connection 1/4".

scale (bar)	code
0/1	2383RV09S342
0/1,6	2383RV10S342
0/2,5	2383RV11S342
0/4	2383RV12S342
0/6	2383RV13S342
0/10	2383RV14S342
0/16	2383RV15S342
0/25	2383RV16S342
0/40	2383RV17S342
0/60	2383RV18S342

2383/99-04 - Axial - Ø 63 - PS: 160 bar

Class 1,6 - Connection 1/4".

scale (bar)	code
0/1	2383RA09S342
0/1,6	2383RA10S342
0/2,5	2383RA11S342
0/4	2383RA12S342
0/6	2383RA13S342
0/10	2383RA14S342
0/16	2383RA15S342
0/25	2383RA16S342
0/40	2383RA17S342
0/60	2383RA18S342

Accuracy class according to EN837-1 - For corrosive & contaminated fluids, hot pressure - F304 stainless steel case - F316L bourdon tube & connection - Securit glass window - Safety air vent - Direct mounting diaphragm seal - Wetted parts: F316L stainless steel - KN59 filling oil - IP65 - TS: +10°C/+200°C.

2385/99-04 - Radial - Ø 100 - PS: 60 bar

Class 1 - Connection 1/2".

scale (bar)	code
0/1	2385RV09S343
0/1,6	2385RV10S343
0/2,5	2385RV11S343
0/4	2385RV12S343
0/6	2385RV13S343
0/10	2385RV14S343
0/16	2385RV15S343
0/25	2385RV16S343
0/40	2385RV17S343
0/60	2385RV18S343

2385/99-04 - Axial - Ø 100 - PS: 60 bar

Class 1 - Connection 1/2".

scale (bar)	code
0/1	2385RA09S343
0/1,6	2385RA10S343
0/2,5	2385RA11S343
0/4	2385RA12S343
0/6	2385RA13S343
0/10	2385RA14S343
0/16	2385RA15S343
0/25	2385RA16S343
0/40	2385RA17S343
0/60	2385RA18S343

Calibration certificate - 10 points (5 points downnwards, 5 points upwards).

code
CERTIF

PDF Eraser Free

Accessories for pressure gauges BSP

Brass decompression valves

1305 - Female/female
PS: 16 bar - TS: +90°C.

Ø	length (mm)	code
1/4"	46	1305002
3/8"	50	1305003
1/2"	56	1305004

1306 - Male/female
PS: 16 bar - TS: +90°C.

Ø	length (mm)	code
1/4"	46	1306002
3/8"	50	1306003
1/2"	56	1306004

1307 - Male/female
PS: 16 bar - TS: +90°C.

Ø	length (mm)	code
1/4"	60	1307002
1/2"	68	1307004

High pressure brass valves

1390 - Male/female with stretcher nut
PS: 250 bar - TS: -10°C/+120°C.

Ø	length (mm)	code
1/2"	119	1390004

1391 - Male/female with stretcher nut & control flange
PS: 250 bar - TS: -10°C/+120°C.

Ø	length (mm)	code
1/2"	119	1391004

Coil siphons

Stainless steel - Male/female - PN20

Ø	code
1/4"	9880207
1/2"	9880208

Carbon steel - Male/male - PN25

Ø	code
1/4"	9880200
1/2"	9880201

Copper - Male/female - PN25

Ø	code
1/4"	9880202
1/2"	9880204

Carbon steel - U type - Male/male - PN25

Ø	code
1/4"	9880205
1/2"	9880206

Glycerine container 250 ml

code
9880401

Level switches



RL 2100 - Float BSP
Brass body - Stainless steel float Ø 70 mm - 2 adjustable reversing switches - Breaking capacity: 250V - 1,5A - Wire outlet Ø 10 mm - PS: 6 bar - TS: +125°C.

DN	code
1"	101805

LR 201 - Stainless steel BSP
F316 body & float - Min. liquid density: 0,6 - IP65 aluminium junction box - 1/2" BSP gland pack - Contact SPDT 230V AC/DC max. 1 A - PS: 10 bar - TS: -10°C/+120°C.

DN	code
1/2"	290022
3/4"	290023

C4 - Stainless steel magnetic float
F316 body & float - 1 adjustable reversing switch - Breaking capacity: 250V - 1,5A - PS: 6 bar - TS: +150°C.

code
101810

LT 201 - Full stainless steel BSP
F316 body & parts - Min. liquid density: 0,7 - IP65 aluminium junction box - 1/2" NPT gland pack - Contact SPDT 230V AC 3 A - 30V DC 3 A - Ø 40 mm float - PS: 30 bar - TS: -20°C/+150°C.

DN	code
1"1/2	290106N

Malleable cast iron fittings

PDF Eraser Free

Mandatory packing applies

Manufacturing acc. to EN 10242 - Use: cold water, hot water, heating, fire network, sprinklers, hydrocarbons, compressed air, steam - Material acc. to EN 1562: malleable cast iron EN-GJMB-350-10 or EN-GJMW-400-5, A design - Coating: black or hot-dipped galvanised - Galvanised coating for drinking water compatibility (DVGW approval on galvanised range) - BSP thread acc. to ISO 7-1 - PS: 1/8" to 3/4", 25 bar up to 120°C, 20 bar above; 1" and above, 20 bar up to 120°C, 16 bar above - TS: -20°C at +300°C.

ISO 14001 | ISO 9001

DVGW

1 - 90° long sweep bend male/female

Ø	1/8"	1/4"	3/8"	1/2"	3/4"	1"	1"1/4	1"1/2	2"	2"1/2	3"	4"
pack	10	10	10	10	1	1	1	1	1	1	1	1
black code	SF1N5	SF1N8	SF1N12	SF1N15	SF1N20	SF1N26	SF1N33	SF1N40	SF1N50	SF1N66	SF1N80	SF1N102
galv. code	SF1G5	SF1G8	SF1G12	SF1G15	SF1G20	SF1G26	SF1G33	SF1G40	SF1G50	SF1G66	SF1G80	SF1G102

1A - 90° short bend male/female

Ø	1/4"	3/8"	1/2"	3/4"	1"	1"1/4	1"1/2	2"	2"1/2	3"	4"
pack	10	10	10	10	1	1	1	1	1	1	1
black code	SF1AN8	SF1AN12	SF1AN15	SF1AN20	SF1AN26	SF1AN33	SF1AN40	SF1AN50	SF1AN66	SF1AN80	SF1AN102
galv. code	SF1AG8	SF1AG12	SF1AG15	SF1AG20	SF1AG26	SF1AG33	SF1AG40	SF1AG50	SF1AG66	SF1AG80	SF1AG102

2 - 90° long sweep bend female/female

Ø	1/4"	3/8"	1/2"	3/4"	1"	1"1/4	1"1/2	2"	2"1/2	3"	4"
pack	10	10	10	1	1	1	1	1	1	1	1
black code	SF2N8	SF2N12	SF2N15	SF2N20	SF2N26	SF2N33	SF2N40	SF2N50	SF2N66	SF2N80	SF2N102
galv. code	SF2G8	SF2G12	SF2G15	SF2G20	SF2G26	SF2G33	SF2G40	SF2G50	SF2G66	SF2G80	SF2G102

2A - 90° short bend female/female

Ø	1/4"	3/8"	1/2"	3/4"	1"	1"1/4	1"1/2	2"	2"1/2	3"	4"
pack	10	10	10	10	1	1	1	1	1	1	1
black code	SF2AN8	SF2AN12	SF2AN15	SF2AN20	SF2AN26	SF2AN33	SF2AN40	SF2AN50	SF2AN66	SF2AN80	SF2AN102
galv. code	SF2AG8	SF2AG12	SF2AG15	SF2AG20	SF2AG26	SF2AG33	SF2AG40	SF2AG50	SF2AG66	SF2AG80	SF2AG102

3 - 90° long sweep bend male/male

Ø	1/4"	3/8"	1/2"	3/4"	1"	1"1/4	1"1/2	2"	2"1/2	3"	4"
pack	10	10	10	1	1	1	1	1	1	1	1
black code	SF3N8	SF3N12	SF3N15	SF3N20	SF3N26	SF3N33	SF3N40	SF3N50	SF3N66	SF3N80	SF3N102
galv. code	SF3G8	SF3G12	SF3G15	SF3G20	SF3G26	SF3G33	SF3G40	SF3G50	SF3G66	SF3G80	SF3G102

40 - 45° long sweep bend male/female

Ø	1/4"	3/8"	1/2"	3/4"	1"	1"1/4	1"1/2	2"	2"1/2	3"	4"
pack	10	10	10	10	5	1	1	1	1	1	1
black code	SF40N8	SF40N12	SF40N15	SF40N20	SF40N26	SF40N33	SF40N40	SF40N50	SF40N66	SF40N80	SF40N102
galv. code	SF40G8	SF40G12	SF40G15	SF40G20	SF40G26	SF40G33	SF40G40	SF40G50	SF40G66	SF40G80	SF40G102

PDF Eraser Free

51 - 45° long sweep bend female/female

Ø	3/8"	1/2"	3/4"	1"	1"1/4	1"1/2	2"	2"1/2	3"	4"
pack	10	10	10	5	1	1	1	1	1	1
black code	SF41N12	SF41N15	SF41N20	SF41N26	SF41N33	SF41N40	SF41N50	SF41N66	SF41N80	-
galv. code	SF41G12	SF41G15	SF41G20	SF41G26	SF41G33	SF41G40	SF41G50	SF41G66	SF41G80	SF41G102

60 - 180° return bend female/female

Ø	1/2"	3/4"	1"	1"1/4	1"1/2	2"
pack	1	1	1	1	1	1
black code	SF60N15	SF60N20	SF60N26	SF60N33	SF60N40	SF60N50
galv. code	SF60G15	SF60G20	SF60G26	SF60G33	SF60G40	SF60G50

85 - Crossover female/female

Ø	1/2"	1/2-3/4"	3/4"	1"	1"1/4
pack	1	1	1	1	1
black code	SF85N15	SF85N1520	SF85N20	SF85N26	SF85N33
galv. code	SF85G15	SF85G1520	SF85G20	SF85G26	SF85G33

90 - 90° equal elbow female/female

Ø	1/8"	1/4"	3/8"	1/2"	3/4"	1"	1"1/4	1"1/2	2"	2"1/2	3"	4"
pack	10	10	10	10	10	10	1	1	1	1	1	1
black code	SF90N5	SF90N8	SF90N12	SF90N15	SF90N20	SF90N26	SF90N33	SF90N40	SF90N50	SF90N66	SF90N80	SF90N102
galv. code	SF90G5	SF90G8	SF90G12	SF90G15	SF90G20	SF90G26	SF90G33	SF90G40	SF90G50	SF90G66	SF90G80	SF90G102

90R - 90° reducing elbow female/female

Ø	1/4"-1/8"	3/8"-1/4"	1/2"-1/4"	1/2"-3/8"	3/4"-3/8"	3/4"-1/2"	1"-3/8"	1"-1/2"	1"-3/4"	1"1/4-1/2"	1"1/4-3/4"	1"1/4-1"
pack	10	10	10	10	10	10	10	10	10	1	1	1
black code	SF90N85	SF90N128	SF90N158	SF90N1512	SF90N2012	SF90N2015	SF90N2612	SF90N2615	SF90N2620	SF90N3315	SF90N3320	SF90N3326
galv. code	SF90G85	SF90G128	SF90G158	SF90G1512	SF90G2012	SF90G2015	SF90G2612	SF90G2615	SF90G2620	SF90G3315	SF90G3320	SF90G3326

Ø	1"1/2-3/4"	1"1/2-1"	1"1/2-1"1/4	2"-1"	2"-1"1/4	2"-1"1/2	2"1/2-2"
pack	1	1	1	1	1	1	1
black code	SF90N4020	SF90N4026	SF90N4033	SF90N5026	SF90N5033	SF90N5040	SF90N6650
galv. code	SF90G4020	SF90G4026	SF90G4033	SF90G5026	SF90G5033	SF90G5040	SF90G6650

92 - 90° equal street elbow male/female

Ø	1/8"	1/4"	3/8"	1/2"	3/4"	1"	1"1/4	1"1/2	2"	2"1/2	3"	4"
pack	10	10	10	10	10	10	1	1	1	1	1	1
black code	SF92N5	SF92N8	SF92N12	SF92N15	SF92N20	SF92N26	SF92N33	SF92N40	SF92N50	SF92N66	SF92N80	SF92N102
galv. code	SF92G5	SF92G8	SF92G12	SF92G15	SF92G20	SF92G26	SF92G33	SF92G40	SF92G50	SF92G66	SF92G80	SF92G102

PDF Eraser Free

92R - 90° reducing street elbow female>male

Ø	1/2"-3/8"	3/4"-1/2"	1"-1/2"	1"-3/4"	1"1/4-3/4"	1"1/4-1"	1"1/2-1"	1"1/2-1"1/4
pack	10	10	10	10	1	1	1	1
black code	SF92N1512	SF92N2015	SF92N2615	SF92N2620	-	SF92N3326	SF92N4026	SF92N4033
galv. code	SF92G1512	SF92G2015	SF92G2615	SF92G2620	SF92G3320	SF92G3326	SF92G4026	SF92G4033

92R - 90° reducing street elbow male>female

Ø	3/8"-1/2"	1/2"-3/4"	3/4"-1"
pack	10	10	10
black code	SF92N1215	SF92N1520	SF92N2026
galv. code	SF92G1215	SF92G1520	SF92G2026

94 - 90° equal elbow male/male

Ø	3/8"	1/2"	3/4"	1"	1"1/4	1"1/2	2"
pack	1	10	10	10	1	1	1
black code	SF94N12	SF94N15	SF94N20	SF94N26	SF94N33	SF94N40	SF94N50
galv. code	SF94G12	SF94G15	SF94G20	SF94G26	SF94G33	SF94G40	SF94G50

95 - 90° union elbow flat bearing female/female

Ø	3/8"	1/2"	3/4"	1"	1"1/4	1"1/2	2"
pack	1	1	1	1	1	1	1
black code	SF95N12	SF95N15	SF95N20	SF95N26	SF95N33	SF95N40	SF95N50
galv. code	SF95G12	SF95G15	SF95G20	SF95G26	SF95G33	SF95G40	SF95G50

96 - 90° union elbow conical bearing female/female

Ø	1/4"	3/8"	1/2"	3/4"	1"	1"1/4	1"1/2	2"	2"1/2	3"
pack	10	10	10	5	1	1	1	1	1	1
black code	SF96N8	SF96N12	SF96N15	SF96N20	SF96N26	SF96N33	SF96N40	SF96N50	SF96N66	SF96N80
galv. code	SF96G8	SF96G12	SF96G15	SF96G20	SF96G26	SF96G33	SF96G40	SF96G50	SF96G66	SF96G80

97 - 90° union elbow flat bearing male/female

Ø	3/8"	1/2"	3/4"	1"	1"1/4	1"1/2	2"
pack	1	10	1	1	1	1	1
black code	SF97N12	SF97N15	SF97N20	SF97N26	SF97N33	SF97N40	SF97N50
galv. code	SF97G12	SF97G15	SF97G20	SF97G26	SF97G33	SF97G40	SF97G50

98 - 90° union elbow conical bearing male/female

Ø	1/4"	3/8"	1/2"	3/4"	1"	1"1/4	1"1/2	2"	2"1/2	3"
pack	1	1	5	1	1	1	1	1	1	1
black code	SF98N8	SF98N12	SF98N15	SF98N20	SF98N26	SF98N33	SF98N40	SF98N50	SF98N66	SF98N80
galv. code	SF98G8	SF98G12	SF98G15	SF98G20	SF98G26	SF98G33	SF98G40	SF98G50	SF98G66	SF98G80

120 - 45° equal elbow female/female

Ø	3/8"	1/2"	3/4"	1"	1"1/4	1"1/2	2"	2"1/2	3"	4"
pack	10	10	10	10	1	1	1	1	1	1
black code	SF120N12	SF120N15	SF120N20	SF120N26	SF120N33	SF120N40	SF120N50	SF120N66	SF120N80	SF120N102
galv. code	SF120G12	SF120G15	SF120G20	SF120G26	SF120G33	SF120G40	SF120G50	SF120G66	SF120G80	SF120G102

PDF Eraser Free

121 - 45° equal elbow male/female

Ø	3/8"	1/2"	3/4"	1"	1"1/4	1"1/2	2"	2"1/2	3"
pack	10	10	10	10	1	1	1	1	1
black code	SF121N12	SF121N15	SF121N20	SF121N26	SF121N33	SF121N40	SF121N50	SF121N66	SF121N80
galv. code	SF121G12	SF121G15	SF121G20	SF121G26	SF121G33	SF121G40	SF121G50	SF121G66	SF121G80

130 - Equal tee female

Ø	1/8"	1/4"	3/8"	1/2"	3/4"	1"	1"1/4	1"1/2	2"	2"1/2	3"	4"
pack	10	10	10	10	10	5	1	1	1	1	1	1
black code	SF130N5	SF130N8	SF130N12	SF130N15	SF130N20	SF130N26	SF130N33	SF130N40	SF130N50	SF130N66	SF130N80	SF130N102
galv. code	SF130G5	SF130G8	SF130G12	SF130G15	SF130G20	SF130G26	SF130G33	SF130G40	SF130G50	SF130G66	SF130G80	SF130G102

130R - Reducing tee female 1=3<2

Ø	3/8"-1/2"-3/8"	1/2"-3/4"-1/2"	1/2"-1"-1/2"	3/4"-1"-3/4"	1"-1"1/4-1"	1"-1"1/2-1"	1"1/4-1"1/2-1"1/4	1"1/4-2"-1"1/4	1"1/2-2"-1"1/2	2"-2"1/2-2"
pack	10	10	10	10	1	1	1	1	1	1
black code	SF130N121512	SF130N152015	SF130N152615	SF130N202620	SF130N263326	SF130N264026	SF130N334033	SF130N335033	SF130N405040	SF130N506650
galv. code	SF130G121512	SF130G152015	SF130G152615	SF130G202620	SF130G263326	SF130G264026	SF130G334033	SF130G335033	SF130G405040	SF130G506650

130R - Reducing tee female 1=3>2

Ø	3/8 "-1/4"-3/8"	1/2"-1/4"-1/2"	1/2"-3/8"-1/2"	3/4"-1/4"-3/4"	3/4"-3/8"-3/4"	3/4" x1/2"-3/4"	1"-1/4"-1"	1"-3/8"-1"	1"-1/2 "x 1"
pack	10	10	10	10	10	10	10	10	10
black code	SF130N128	SF130N158	SF130N1512	SF130N208	SF130N2012	SF130N2015	SF130N268	SF130N2612	SF130N2615
galv. code	SF130G128	SF130G158	SF130G1512	SF130G208	SF130G2012	SF130G2015	SF130G268	SF130G2612	SF130G2615

Ø	1"-3/4"-1"	1"1/4-3/8"-1"1/4	1"1/4-1/2"-1"1/4	1"1/4-3/4"-1"1/4	1"1/4-1"-1"1/4	1"1/2-3/8"-1"1/2	1"1/2-1/2"-1"1/2	1"1/2-3/4"-1"1/2	1"1/2-1"-1"1/2
pack	10	1	1	1	1	1	1	1	1
black code	SF130N2620	SF130N3312	SF130N3315	SF130N3320	SF130N3326	SF130N4012	SF130N4015	SF130N4020	SF130N4026
galv. code	SF130G2620	SF130G3312	SF130G3315	SF130G3320	SF130G3326	SF130G4012	SF130G4015	SF130G4020	SF130G4026

Ø	1"1/2-1"1/4-1"1/2	2"-1/2"-2"	2"-3/4"-2"	2"-1"-2"	2"-1"1/4-2"	2"-1"1/2-2"	2"1/2-1/2"-2"1/2	2"1/2-3/4"-2"1/2	2"1/2-1"-2"1/2
pack	1	1	1	1	1	1	1	1	1
black code	SF130N4033	SF130N5015	SF130N5015	SF130N5020	SF130N5026	SF130N5033	SF130N5040	SF130N6615	SF130N6620
galv. code	SF130G4033	SF130G5015	SF130G5015	SF130G5020	SF130G5026	SF130G5033	SF130G5040	SF130G6615	SF130G6620

Ø	2"1/2-1"1/4-2"1/2	2"1/2-1"1/2-2"1/2	2"1/2-2"-2"1/2	2"1/2-2"-2"1/2	3"-1/2"-3"	3"-3/4"-3"	3"-1"-3"	3"-1"1/4-3"	3"-1"1/2-3"
pack	1	1	1	1	1	1	1	1	1
black code	SF130N6626	SF130N6633	SF130N6640	SF130N6650	SF130N8015	SF130N8020	SF130N8026	SF130N8033	SF130N8040
galv. code	SF130G6626	SF130G6633	SF130G6640	SF130G6650	SF130G8015	SF130G8020	SF130G8026	SF130G8033	SF130G8040

Ø	3"-2"-3"	3"-2"1/2-3"	4"-1"1/2-4"	4"-2"-4"	4"-2"1/2-4"	4"-3"-4"
pack	1	1	1	1	1	1
black code	SF130N8050	SF130N8066	SF130N10240	SF130N10250	SF130N10266	SF130N10280
galv. code	SF130G8050	SF130G8066	SF130G10240	SF130G10250	SF130G10266	SF130G10280

130R - Reducing tee female 1>2=3

Ø	1/2"-3/8"-3/8"	3/4"-1/2"-1/2"	1"-1/2"-1/2"	1"-3/4"-3/4"	1"1/4-3/4"-3/4"	1"1/4-1"-1"	1"1/2-1"-1"	1"1/2-1"1/4-1"1/4	2" -1"1/4-1"1/4	2"-1"1/2-1"1/2	2"1/2-2"-2"	3"-2"-2"
pack	10	10	10	10	1	1	1	1	1	1	1	1
black code	SF130N151212	SF130N201515	SF130N261515	SF130N262020	SF130N332020	SF130N332626	SF130N402626	SF130N403333	SF130N503333	SF130N504040	-	-
galv. code	SF130G151212	SF130G201515	SF130G261515	SF130G262020	SF130G332020	SF130G332626	SF130G402626	SF130G403333	SF130G503333	SF130G504040	SF130G665050	SF130G805050

PDF Eraser Free

130R - Reducing tee female 1=2>3

Ø	1/2"-1/2"-3/8"	3/4"-3/4"-3/8"	3/4"-3/4"-1/2"	1"-1"-3/8"	1"-1"-1/2"	1"-1"-3/4"	1"1/4-1"1/4-1/2"	1"1/4-1"1/4-3/4"	1"1/4-1"1/4-1"	1"1/2-1"1/2-1/2"
pack	1	10	10	10	1	1	1	1	1	1
black code	SF130N151512	SF130N202012	SF130N202015	SF130N262612	SF130N262615	SF130N262620	SF130N333315	SF130N333320	SF130N333326	SF130N404015
galv. code	SF130G151512	SF130G202012	SF130G202015	SF130G262612	SF130G262615	SF130G262620	SF130G333315	SF130G333320	SF130G333326	SF130G404015

Ø	1"1/2-1"1/2-3/4"	1"1/2-1"1/2-1"	1"1/2-1"1/2-1"1/4	2"-2"-1/2"	2"-2"-3/4"	2"-2"-1"	2"-2"-1"1/4	2"-2"-1"1/2	2"1/2-2"1/2-2"
pack	1	1	1	1	1	1	1	1	1
black code	SF130N404020	SF130N404026	SF130N404033	SF130N505015	SF130N505020	SF130N505026	SF130N505033	SF130N505040	-
galv. code	SF130G404020	SF130G404026	SF130G404033	SF130G505015	SF130G505020	SF130G505026	SF130G505033	SF130G505040	SF130G666650

130R - Reducing tee female 1≠2≠3

Ø	3/4"-3/8"-1/2"	3/4"-1/2"-3/8"	3/4"-1"-1/2"	1"-1/2"-3/4"	1"-3/4"-1/2"	1"-1"1/4-3/4"	1"1/4-1/2"-1"	1"1/4-3/4"-1"	1"1/4-1"-3/4"	1"1/4-1"1/2-1"
pack	10	10	10	10	1	1	1	1	1	1
black code	SF130N201215	SF130N201512	SF130N202615	SF130N261520	SF130N262015	SF130N263320	SF130N331526	SF130N332026	SF130N332620	SF130N334026
galv. code	SF130G201215	SF130G201512	SF130G202615	SF130G261520	SF130G262015	SF130G263320	SF130G331526	SF130G332026	SF130G332620	SF130G334026

Ø	1"1/2-1/2"-1"1/4	1"1/2-3/4"-1"1/4	1"1/2-1"-1"1/4	1"1/2-1"1/4-1"	1"1/2-2"-1"1/4	2"-1/2"-1"1/2	2"-3/4"-1"1/2	2"-1"-1"1/2	2"-1"1/4-1"1/2
pack	1	1	1	1	1	1	1	1	1
black code	SF130N401533	SF130N402033	SF130N402633	SF130N403326	SF130N405033	SF130N501540	SF130N502040	SF130N502640	SF130N503340
galv. code	SF130G401533	SF130G402033	SF130G402633	SF130G403326	SF130G405033	SF130G501540	SF130G502040	SF130G502640	SF130G503340

131 - Equal pitcher tee female

Ø	1/2"	3/4"	1"	1"1/4	1"1/2	2"	2"1/2	3"
pack	10	1	1	1	1	1	1	1
black code	SF131N15	SF131N20	SF131N26	SF131N33	SF131N40	SF131N50	SF131N66	SF131N80
galv. code	SF131G15	SF131G20	SF131G26	SF131G33	SF131G40	SF131G50	SF131G66	SF131G80

132 - Equal twin elbows female

Ø	1/2"	3/4"	1"	1"1/4	1"1/2	2"
pack	10	1	1	1	1	1
black code	SF132N15	SF132N20	SF132N26	SF132N33	SF132N40	SF132N50
galv. code	SF132G15	SF132G20	SF132G26	SF132G33	SF132G40	SF132G50

133 - Equal tee female/male/female

Ø	3/8"	1/2"	3/4"	1"
pack	10	10	1	1
black code	SF133N12	SF133N15	SF133N20	SF133N26
galv. code	SF133G12	SF133G15	SF133G20	SF133G26

PDF Eraser Free

134 - Equal tee male/female/female

Ø	1/4"	3/8"	1/2"	3/4"	1"	1"1/4	1"1/2	2"
pack	10	10	10	10	1	1	1	1
black code	SF134N8	SF134N12	SF134N15	SF134N20	SF134N26	SF134N33	SF134N40	SF134N50
galv. code	SF134G8	SF134G12	SF134G15	SF134G20	SF134G26	SF134G33	SF134G40	SF134G50

SF134R - Reducing tee male/female/female 1=3>2

Ø	1/2"-1/4"	3/4"-1/2"	1"-1/2"
pack	1	1	1
black code	SF134N158	SF134N2015	SF134N2615
galv. code	SF134G158	SF134G2015	SF134G2615

135 - Equal tee male

Ø	1/2"	3/4"	1"
pack	10	1	1
black code	SF135N15	SF135N20	SF135N26
galv. code	SF135G15	SF135G20	SF135G26

165 - 45° equal tee female

Ø	3/8"	1/2"	3/4"	1"	1"1/4	1"1/2	2"	2"1/2	3"	4"
pack	1	10	10	5	1	1	1	1	1	1
black code	SF165N12	SF165N15	SF165N20	SF165N26	SF165N33	SF165N40	SF165N50	SF165N66	SF165N80	SF165N102
galv. code	-	SF165G15	SF165G20	SF165G26	SF165G33	SF165G40	SF165G50	SF165G66	SF165G80	SF165G102

180 - Equal cross female

Ø	1/4"	3/8"	1/2"	3/4"	1"	1"1/4	1"1/2	2"	2"1/2	3"	4"
pack	10	10	10	10	1	1	1	1	1	1	1
black code	SF180N8	SF180N12	SF180N15	SF180N20	SF180N26	SF180N33	SF180N40	SF180N50	SF180N66	SF180N80	SF180N102
galv. code	SF180G8	SF180G12	SF180G15	SF180G20	SF180G26	SF180G33	SF180G40	SF180G50	SF180G66	SF180G80	SF180G102

180R - Reducing cross female 1=3>2=4

Ø	3/4"-1/2"	1"-1/2"	1"-3/4"	1"1/4-1"	1"1/2-1"	2"-1"
pack	1	1	1	1	1	1
black code	SF180N2015	SF180N2615	SF180N2620	SF180N3326	SF180N4026	SF180N5026
galv. code	SF180G2015	SF180G2615	SF180G2620	SF180G3326	SF180G4026	SF180G5026

221 - Side outlet elbow

Ø	3/8"	1/2"	3/4"	1"	1"1/4	1"1/2	2"
pack	1	10	10	1	1	1	1
black code	SF221N12	SF221N15	SF221N20	SF221N26	SF221N33	SF221N40	SF221N50
galv. code	SF221G12	SF221G15	SF221G20	SF221G26	SF221G33	SF221G40	SF221G50

223 - Side outlet tee

Ø	1/2"	3/4"	1"
pack	1	1	1
black code	SF223N15	SF223N20	SF223N26
galv. code	SF223G15	SF223G20	SF223G26

220 - Equal Y distributor

Ø	3/8"	1/2"	3/4"	1"
pack	10	10	10	1
black code	SF220N12	SF220N15	SF220N20	SF220N26
galv. code	SF220G12	SF220G15	SF220G20	SF220G26

PDF Eraser Free

240 - Reducing socket

Ø	1/4"-1/8"	3/8"-1/8"	3/8"-1/4"	1/2"-1/4"	1/2"-3/8"	3/4"-1/4"	3/4"-3/8"	3/4"-1/2"	1"-3/8"
pack	10	10	10	10	10	10	10	10	10
black code	SF240N85	SF240N125	SF240N128	SF240N158	SF240N1512	SF240N208	SF240N2012	SF240N2015	SF240N2612
galv. code	SF240G85	SF240G125	SF240G128	SF240G158	SF240G1512	SF240G208	SF240G2012	SF240G2015	SF240G2612

Ø	1"-1/2"	1"-3/4"	1"1/4-3/8"	1"1/4-1/2"	1"1/4-3/4"	1"1/4-1"	1"1/2-1/2"	1"1/2-3/4"	1"1/2-1"
pack	10	10	1	10	10	1	1	1	1
black code	SF240N2615	SF240N2620	SF240N3312	SF240N3315	SF240N3320	SF240N3326	SF240N4015	SF240N4020	SF240N4026
galv. code	SF240G2615	SF240G2620	SF240G3312	SF240G3315	SF240G3320	SF240G3326	SF240G4015	SF240G4020	SF240G4026

Ø	1"1/2-1"1/4	2"-1/2"	2"-3/4"	2"-1"	2"-1"1/4	2"-1"1/2	2"1/2-1"	2"1/2-1"1/4	2"1/2-1"1/2
pack	1	1	1	1	1	1	1	1	1
black code	SF240N4033	SF240N5015	SF240N5020	SF240N5026	SF240N5033	SF240N5040	SF240N6626	SF240N6633	SF240N6640
galv. code	SF240G4033	SF240G5015	SF240G5020	SF240G5026	SF240G5033	SF240G5040	SF240G6626	SF240G6633	SF240G6640

Ø	2"1/2-2"	3"-1"1/2	3"-2"	3"-2"1/2	4"-2"	4"-2"1/2	4"-3"
pack	1	1	1	1	1	1	1
black code	SF240N6650	SF240N8040	SF240N8050	SF240N8066	SF240N10250	SF240N10266	SF240N10280
galv. code	SF240G6650	SF240G8040	SF240G8050	SF240G8066	SF240G10250	SF240G10266	SF240G10280

241 - Reducing bush

Ø	1/4"-1/8"	3/8"-1/8"	3/8"-1/4"	1/2"-1/8"	1/2"-1/4"	1/2"-3/8"	3/4"-1/4"	3/4"-3/8"	3/4"-1/2"
pack	10	10	10	10	10	10	10	10	10
black code	SF241N85	SF241N125	SF241N128	SF241N155	SF241N158	SF241N1512	SF241N208	SF241N2012	SF241N2015
galv. code	SF241G85	SF241G125	SF241G128	SF241G155	SF241G158	SF241G1512	SF241G208	SF241G2012	SF241G2015

Ø	1"-1/4"	1"-3/8"	1"-1/2"	1"-3/4"	1"1/4-3/8"	1"1/4-1/2"	1"1/4-3/4"	1"1/4-1"	1"1/2-3/8"
pack	10	10	10	10	10	10	10	10	1
black code	SF241N268	SF241N2612	SF241N2615	SF241N2620	SF241N3312	SF241N3315	SF241N3320	SF241N3326	SF241N4012
galv. code	SF241G268	SF241G2612	SF241G2615	SF241G2620	SF241G3312	SF241G3315	SF241G3320	SF241G3326	SF241G4012

Ø	1"1/2-1/2"	1"1/2-3/4"	1"1/2-1"	1"1/2-1"1/4	2"-1/2"	2"-3/4"	2"-1"	2"-1"1/4	2"-1"1/2
pack	10	10	10	10	1	1	1	1	1
black code	SF241N4015	SF241N4020	SF241N4026	SF241N4033	SF241N5015	SF241N5020	SF241N5026	SF241N5033	SF241N5040
galv. code	SF241G4015	SF241G4020	SF241G4026	SF241G4033	SF241G5015	SF241G5020	SF241G5026	SF241G5033	SF241G5040

Ø	2"1/2-1"	2"1/2-1"1/4	2"1/2-1"1/2	2"1/2-2"	3"-1"	3"-1"1/4	3"-1"1/2	3"-2"	3"-2"1/2
pack	1	1	1	1	1	1	1		
black code	SF241N6626	SF241N6633	SF241N6640	SF241N6650	SF241N8026	SF241N8033	SF241N8040	SF241N8050	SF241N8066
galv. code	SF241G6626	SF241G6633	SF241G6640	SF241G6650	SF241G8026	SF241G8033	SF241G8040	SF241G8050	SF241G8066

Ø	4"-2"	4"-2"1/2	4"-3"
pack	1	1	1
black code	SF241N10250	SF241N10266	SF241N10280
galv. code	SF241G10250	SF241G10266	SF241G10280

PDF Eraser Free

245 - Reducing hexagonal nipple male

Ø	1/4"-1/8"	3/8"-1/8"	3/8"-1/4"	1/2"-1/4"	1/2"-3/8"	3/4"-1/4"	3/4"-3/8"	3/4"-1/2"	1"-1/2"
pack	10	10	10	10	10	10	10	10	10
black code	SF245N85	SF245N125	SF245N128	SF245N158	SF245N1512	SF245N208	SF245N2012	SF245N2015	SF245N2615
galv. code	SF245G85	SF245G125	SF245G128	SF245G158	SF245G1512	SF245G208	SF245G2012	SF245G2015	SF245G2615

Ø	1"-3/4"	1"1/4-1/2"	1"1/4-3/4"	1"1/4-1"	1"1/2-3/4"	1"1/2-1"	1"1/2-1"1/4	2"-1"	2"-1"1/4
pack	10	1	5	5	1	1	1	1	1
black code	SF245N2620	SF245N3315	SF245N3320	SF245N3326	SF245N4020	SF245N4026	SF245N4033	SF245N5026	SF245N5033
galv. code	SF245G2620	SF245G3315	SF245G3320	SF245G3326	SF245G4020	SF245G4026	SF245G4033	SF245G5026	SF245G5033

Ø	2"-1"1/2	2"1/2-1"1/2	2"1/2-2"	3"-2"	3"-2"1/2	4"-3"
pack	1	1	1	1	1	1
black code	SF245N5040	SF245N6640	SF245N6650	SF245N8050	SF245N8066	SF245N10280
galv. code	SF245G5040	SF245G6640	SF245G6650	SF245G8050	SF245G8066	SF245G10280

246 - Reducing socket female>male

Ø	1/4"-1/8"	3/8"-1/4"	1/2"-1/4"	1/2"-3/8"	3/4"-3/8"	3/4"-1/2"	1"-1/2"	1"-3/4"	1"1/4-1/2"
pack	10	10	10	10	10	10	10	10	1
black code	SF246N85	SF246N128	SF246N158	SF246N1512	SF246N2012	SF246N2015	SF246N2615	SF246N2620	SF246N3315
galv. code	SF246G85	SF246G128	SF246G158	SF246G1512	SF246G2012	SF246G2015	SF246G2615	SF246G2620	SF246G3315

Ø	1"1/4-3/4"	1"1/4-1"	1"1/2-3/4"	1"1/2-1"	1"1/2-1"1/4	2"-1"	2"-1"1/4	2"-1"1/2	2"1/2-1"1/2
pack	5	5	1	1	1	1	1	1	1
black code	SF246N3320	SF246N3326	SF246N4020	SF246N4026	SF246N4033	SF246N5026	SF246N5033	SF246N5040	SF246N6640
galv. code	SF246G3320	SF246G3326	SF246G4020	SF246G4026	SF246G4033	SF246G5026	SF246G5033	SF246G5040	SF246G6640

Ø	2"1/2-2"	3"-2"	3"-2"1/2
pack	1	1	1
black code	SF246N6650	SF246N8050	SF246N8066
galv. code	SF246G6650	SF246G8050	SF246G8066

270 - Equal socket

Ø	1/8"	1/4"	3/8"	1/2"	3/4"	1"	1"1/4	1"1/2	2"	2"1/2	3"	4"
pack	10	10	10	10	10	10	1	1	1	1	1	1
black code	SF270N5	SF270N8	SF270N12	SF270N15	SF270N20	SF270N26	SF270N33	SF270N40	SF270N50	SF270N66	SF270N80	SF270N102
galv. code	SF270G5	SF270G8	SF270G12	SF270G15	SF270G20	SF270G26	SF270G33	SF270G40	SF270G50	SF270G66	SF270G80	SF270G102

271 - Right & left hand thread socket

Ø	3/8"	1/2"	3/4"	1"	1"1/4	1"1/2	2"
pack	1	1	1	1	1	1	1
black code	SF271N12	SF271N15	SF271N20	SF271N26	SF271N33	SF271N40	SF271N50
galv. code	SF271G12	SF271G15	SF271G20	SF271G26	SF271G33	SF271G40	SF271G50

PDF Eraser Free

280 - Hexagonal nipple

Ø	1/8"	1/4"	3/8"	1/2"	3/4"	1"	1"1/4	1"1/2	2"	2"1/2	3"	4"
pack	10	10	10	10	10	10	5	1	1	1	1	1
black code	SF280N5	SF280N8	SF280N12	SF280N15	SF280N20	SF280N26	SF280N33	SF280N40	SF280N50	SF280N66	SF280N80	SF280N102
galv. code	SF280G5	SF280G8	SF280G12	SF280G15	SF280G20	SF280G26	SF280G33	SF280G40	SF280G50	SF280G66	SF280G80	SF280G102

281 - Right & left hand thread hexagonal nipple

Ø	3/8"	1/2"	3/4"	1"	1"1/4	1"1/2	2"
pack	1	10	10	10	1	1	1
black code	-	SF281N15	SF281N20	SF281N26	SF281N33	SF281N40	SF281N50
galv. code	SF281G12	SF281G15	SF281G20	SF281G26	SF281G33	SF281G40	SF281G50

290 - Beaded square head plug

Ø	1/8"	1/4"	3/8"	1/2"	3/4"	1"	1"1/4	1"1/2	2"	2"1/2	3"	4"
pack	10	10	10	10	10	10	10	1	1	1	1	1
black code	SF290N5	SF290N8	SF290N12	SF290N15	SF290N20	SF290N26	SF290N33	SF290N40	SF290N50	SF290N66	SF290N80	SF290N102
galv. code	SF290G5	SF290G8	SF290G12	SF290G15	SF290G20	SF290G26	SF290G33	SF290G40	SF290G50	SF290G66	SF290G80	SF290G102

291 - Square head plain plug

Ø	1/8"	1/4"	3/8"	1/2"	3/4"	1"	1"1/4	1"1/2	2"	2"1/2	3"	4"
pack	10	10	10	10	10	10	10	10	1	1	1	1
black code	SF291N5	SF291N8	SF291N12	SF291N15	SF291N20	SF291N26	SF291N33	SF291N40	SF291N50	SF291N66	SF291N80	SF291N102
galv. code	SF291G5	SF291G8	SF291G12	SF291G15	SF291G20	SF291G26	SF291G33	SF291G40	SF291G50	SF291G66	SF291G80	SF291G102

300 - Hexagonal cap

Ø	1/8"	1/4"	3/8"	1/2"	3/4"	1"	1"1/4	1"1/2	2"	2"1/2	3"	4"
pack	10	10	10	10	10	10	10	1	1	1	1	1
black code	SF300N5	SF300N8	SF300N12	SF300N15	SF300N20	SF300N26	SF300N33	SF300N40	SF300N50	SF300N66	SF300N80	SF300N102
galv. code	SF300G5	SF300G8	SF300G12	SF300G15	SF300G20	SF300G26	SF300G33	SF300G40	SF300G50	SF300G66	SF300G80	SF300G102

312 - Recessed hexagonal backnut

Ø	1/4"	3/8"	1/2"	3/4"	1"	1"1/4	1"1/2	2"	2"1/2	3"
pack	10	10	10	10	10	10	1	1	1	1
black code	SF312N8	SF312N12	SF312N15	SF312N20	SF312N26	SF312N33	SF312N40	SF312N50	SF312N66	SF312N80
galv. code	SF312G8	SF312G12	SF312G15	SF312G20	SF312G26	SF312G33	SF312G40	SF312G50	SF312G66	SF312G80

321 - Threaded flange

Ø	1/2"	3/4"	1"	1"1/4	1"1/2	2"
pack	1	1	1	1	1	1
black code	SF321N15	SF321N20	SF321N26	SF321N33	SF321N40	SF321N50
galv. code	SF321G15	SF321G20	SF321G26	SF321G33	SF321G40	SF321G50

PDF Eraser Free

326 - Threaded oval flange with holes

Ø	1/2"	3/4"	1"	1"1/4	1"1/2	2"
pack	1	1	1	1	1	1
black code	SF326N15	SF326N20	SF326N26	SF326N33	SF326N40	SF326N50
galv. code	SF326G15	SF326G20	SF326G26	SF326G33	SF326G40	SF326G50

330 - Equal union flat bearing female

Ø	1/4"	3/8"	1/2"	3/4"	1"	1"1/4	1"1/2	2"	2"1/2	3"	4"
pack	10	10	10	5	5	1	1	1	1	1	1
black code	SF330N8	SF330N12	SF330N15	SF330N20	SF330N26	SF330N33	SF330N40	SF330N50	SF330N66	SF330N80	SF330N102
galv. code	SF330G8	SF330G12	SF330G15	SF330G20	SF330G26	SF330G33	SF330G40	SF330G50	SF330G66	SF330G80	SF330G102

331 - Equal union flat bearing male/female

Ø	1/4"	3/8"	1/2"	3/4"	1"	1"1/4	1"1/2	2"	2"1/2	3"
pack	1	10	10	5	1	1	1	1	1	1
black code	SF331N8	SF331N12	SF331N15	SF331N20	SF331N26	SF331N33	SF331N40	SF331N50	SF331N66	SF331N80
galv. code	SF331G8	SF331G12	SF331G15	SF331G20	SF331G26	SF331G33	SF331G40	SF331G50	SF331G66	SF331G80

340 - Equal union conical bearing female

Ø	1/8"	1/4"	3/8"	1/2"	3/4"	1"	1"1/4	1"1/2	2"	2"1/2	3"	4"
pack	1	10	10	10	5	5	1	1	1	1	1	1
black code	SF340N5	SF340N8	SF340N12	SF340N15	SF340N20	SF340N26	SF340N33	SF340N40	SF340N50	SF340N66	SF340N80	SF340N102
galv. code	SF340G5	SF340G8	SF340G12	SF340G15	SF340G20	SF340G26	SF340G33	SF340G40	SF340G50	SF340G66	SF340G80	SF340G102

341 - Equal union conical bearing male/female

Ø	1/4"	3/8"	1/2"	3/4"	1"	1"1/4	1"1/2	2"	2"1/2	3"	4"
pack	5	10	10	5	5	1	1	1	1	1	1
black code	SF341N8	SF341N12	SF341N15	SF341N20	SF341N26	SF341N33	SF341N40	SF341N50	SF341N66	SF341N80	SF341N102
galv. code	SF341G8	SF341G12	SF341G15	SF341G20	SF341G26	SF341G33	SF341G40	SF341G50	SF341G66	SF341G80	SF341G102

342 - Equal union with bronze tightness ring female

Ø	1/2"	3/4"	1"	1"1/4	1"1/2	2"
pack	10	5	5	1	1	1
black code	SF342N15	SF342N20	SF342N26	SF342N33	SF342N40	SF342N50
galv. code	SF342G15	SF342G20	SF342G26	SF342G33	SF342G40	SF342G50

344 - Equal union conical bearing male

Ø	1/4"	3/8"	1/2"	3/4"	1"	1"1/4	1"1/2	2"
pack	10	10	10	1	1	1	1	1
black code	SF344N8	SF344N12	SF344N15	SF344N20	SF344N26	SF344N33	SF344N40	SF344N50
galv. code	SF344G8	SF344G12	SF344G15	SF344G20	SF344G26	SF344G33	SF344G40	SF344G50

PDF Eraser Free

370 - Female union bush for flat bearing union fitting

Ø	1/2"	3/4"	1"	1"1/4	1"1/2	2"	2"1/2
pack	10	10	10	5	1	1	1
black code	SF370N15	SF370N20	SF370N26	SF370N33	SF370N40	SF370N50	SF370N66
galv. code	SF370G15	SF370G20	SF370G26	SF370G33	SF370G40	SF370G50	SF370G66

371 - Male union end for flat bearing union fitting

Ø	1/2"	3/4"	1"	1"1/4	1"1/2	2"
pack	10	10	5	2	1	1
black code	SF371N15	SF371N20	SF371N26	SF371N33	SF371N40	SF371N50
galv. code	SF371G15	SF371G20	SF371G26	SF371G33	SF371G40	SF371G50

372 - Female union end for flat bearing union fitting

Ø	1/2"	3/4"	1"	1"1/4	1"1/2	2"
pack	10	10	5	1	1	1
black code	SF372N15	SF372N20	SF372N26	SF372N33	SF372N40	SF372N50
galv. code	SF372G15	SF372G20	SF372G26	SF372G33	SF372G40	SF372G50

374 - Union nut

Ø	1/4"	3/8"	1/2"	3/4"	1"	1"1/4	1"1/2	2"	2"1/2	3"	4"
pack	1	10	1	10	10	1	1	1	1	1	1
black code	SF374N8	SF374N12	SF374N15	SF374N20	SF374N26	SF374N33	SF374N40	SF374N50	SF374N66	SF374N80	SF374N102
galv. code	SF374G8	SF374G12	SF374G15	SF374G20	SF374G26	SF374G33	SF374G40	SF374G50	SF374G66	SF374G80	SF374G102

471 - 90° bracket elbow female

Ø	3/8"	1/2"	3/4"
pack	1	10	5
galv. code	SF471G12	SF471G15	SF471G20

529A - Socket male/female

Ø	1/4"	3/8"	1/2"	3/4"	1"	1"1/4	1"1/2	2"
pack	10	10	10	10	10	5	1	1
black code	SF529AN8	SF529AN12	SF529AN15	SF529AN20	SF529AN26	SF529AN33	SF529AN40	SF529AN50
galv. code	SF529AG8	SF529AG12	SF529AG15	SF529AG20	SF529AG26	SF529AG33	SF529AG40	SF529AG50

596 - Square hole plug

Ø	1/8"	1/4"	3/8"	1/2"	3/4"	1"	1"1/4	1"1/2	2"
pack	10	10	10	10	10	10	1	1	1
black code	SF596N5	SF596N8	SF596N12	SF596N15	SF596N20	SF596N26	SF596N33	SF596N40	SF596N50
galv. code	SF596G5	SF596G8	SF596G12	SF596G15	SF596G20	SF596G26	SF596G33	SF596G40	SF596G50

Carbon steel pipe nipples & sockets

PDF Eraser Free

Welded pipe nipples

Mandatory packing applies

Excluded from 2014/68/EU Directive (art. 4, §3) - Manufacturing acc. to EN 10241 - Use: liquids & compressed air - Material: carbon steel RST 37.0 - Coating: black or galvanised - Galvanised coating for drinking water compatibility - BSP thread acc. to ISO 7-1 - PS: 16 bar - TS: -20°C/+120°C.

ISO 9001

530AN/530AG - Welding half-nipple length 50 mm

Ø	1/8"	1/4"	3/8"	1/2"	3/4"	1"	1"1/4	1"1/2	2"
pack	10	10	10	10	10	10	5	5	5
black code	530AN505	530AN508	530AN5012	530AN5015	530AN5020	530AN5026	530AN5033	530AN5040	530AN5050
galv. code	530AG505	530AG508	530AG5012	530AG5015	530AG5020	530AG5026	530AG5033	530AG5040	530AG5050

530AN/530AG - Welding half-nipple length 100 mm

Ø	1/4"	3/8"	1/2"	3/4"	1"	1"1/4	1"1/2	2"	2"1/2	3"	4"
pack	10	10	10	10	10	1	1	1	1	1	1
black code	530AN1008	530AN10012	530AN10015	530AN10020	530AN10026	530AN10033	530AN10040	530AN10050	530AN10066	530AN10080	530AN100102
galv. code	530AG1008	530AG10012	530AG10015	530AG10020	530AG10026	530AG10033	530AG10040	530AG10050	530AG10066	530AG10080	530AG100102

530N/530G - Barrel nipple length 40 mm

Ø	1/4"	3/8"	1/2"	3/4"	1"	1"1/4	1"1/2	2"
pack	10	10	10	10	10	5	5	5
black code	530N408	530N4012	530N4015	530N4020	530N4026	530N4033	530N4040	530N4050
galv. code	530G408	530G4012	530G4015	530G4020	530G4026	530G4033	530G4040	530G4050

530N/530G - Barrel nipple length 50 mm

Ø	1/2"	3/4"	1"	1"1/4	1"1/2	2"
pack	10	10	10	5	5	5
black code	530N5015	530N5020	530N5026	530N5033	530N5040	530N5050
galv. code	530G5015	530G5020	530G5026	530G5033	530G5040	530G5050

530N/530G - Barrel nipple length 60 mm

Ø	1/4"	3/8"	1/2"	3/4"	1"	1"1/4	1"1/2	2"
pack	10	10	10	10	10	5	5	5
black code	530N608	530N6012	530N6015	530N6020	530N6026	530N6033	530N6040	530N6050
galv. code	530G608	530G6012	530G6015	530G6020	530G6026	530G6033	530G6040	530G6050

530N/530G - Barrel nipple length 80 mm

Ø	1/4"	3/8"	1/2"	3/4"	1"	1"1/4	1"1/2	2"	2"1/2	3"	4"
pack	10	10	10	10	10	5	5	5	5	1	1
black code	530N808	530N8012	530N8015	530N8020	530N8026	530N8033	530N8040	530N8050	530N8066	530N8080	530N80102
galv. code	530G808	530G8012	530G8015	530G8020	530G8026	530G8033	530G8040	530G8050	530G8066	530G8080	530G80102

PDF Eraser Free

530N/530G - Barrel nipple length 100 mm

Ø	1/8"	1/4"	3/8"	1/2"	3/4"	1"	1"1/4	1"1/2	2"	2"1/2	3"	4"
pack	10	10	10	10	10	10	5	5	5	1	1	1
black code	530N1005	530N1008	530N10012	530N10015	530N10020	530N10026	530N10033	530N10040	530N10050	530N10066	530N10080	530N100102
galv. code	530G1005	530G1008	530G10012	530G10015	530G10020	530G10026	530G10033	530G10040	530G10050	530G10066	530G10080	530G100102

530N/530G - Barrel nipple length 120 mm

Ø	1/4"	3/8"	1/2"	3/4"	1"	1"1/4	1"1/2	2"	2"1/2	3"	4"
pack	10	10	10	10	5	5	5	1	6	1	1
black code	530N1208	530N12012	530N12015	530N12020	530N12026	530N12033	530N12040	530N12050	530N12066	530N12080	530N120102
galv. code	530G1208	530G12012	530G12015	530G12020	530G12026	530G12033	530G12040	530G12050	530G12066	530G12080	530G120102

530N/530G - Barrel nipple length 150 mm

Ø	1/8"	1/4"	3/8"	1/2"	3/4"	1"	1"1/4	1"1/2	2"	2"1/2	3"	4"
pack	10	10	10	10	10	5	5	5	1	1	1	1
black code	530N1505	530N1508	530N15012	530N15015	530N15020	530N15026	530N15033	530N15040	530N15050	530N15066	530N15080	530N150102
galv. code	530G1505	530G1508	530G15012	530G15015	530G15020	530G15026	530G15033	530G15040	530G15050	530G15066	530G15080	530G150102

530N/530G - Barrel nipple length 180 mm

Ø	1/4"	3/8"	1/2"	3/4"	1"	1"1/4	1"1/2	2"	2"1/2	3"	4"
pack	10	10	10	10	10	5	5	5	1	1	1
black code	530N1808	530N18012	530N18015	530N18020	530N18026	530N18033	530N18040	530N18050	530N18066	530N18080	530N180102
galv. code	530G1808	530G18012	530G18015	530G18020	530G18026	530G18033	530G18040	530G18050	530G18066	530G18080	530G180102

530N/530G - Barrel nipple length 200 mm

Ø	1/8"	1/4"	3/8"	1/2"	3/4"	1"	1"1/4	1"1/2	2"	2"1/2	3"	4"
pack	10	10	10	10	10	10	5	5	5	1	1	1
black code	530N2005	530N2008	530N20012	530N20015	530N20020	530N20026	530N20033	530N20040	530N20050	530N20066	530N20080	530N200102
galv. code	530G2005	530G2008	530G20012	530G20015	530G20020	530G20026	530G20033	530G20040	530G20050	530G20066	530G20080	530G200102

530N/530G - Barrel nipple length 250 mm

Ø	1/4"	3/8"	1/2"	3/4"	1"	1"1/4	1"1/2	2"	2"1/2	3"	4"
pack	10	10	10	10	10	5	5	5	6	1	1
black code	530N2508	530N25012	530N25015	530N25020	530N25026	530N25033	530N25040	530N25050	530N25066	530N25080	530N250102
galv. code	530G2508	530G25012	530G25015	530G25020	530G25026	530G25033	530G25040	530G25050	530G25066	530G25080	530G250102

PDF Eraser Free

530N/530G - Barrel nipple length 300 mm

Ø	1/4"	3/8"	1/2"	3/4"	1"	1"1/4	1"1/2	2"	2"1/2	3"	4"
pack	10	10	10	10	10	5	5	5	1	1	1
black code	530N3008	530N30012	530N30015	530N30020	530N30026	530N30033	530N30040	530N30050	530N30066	530N30080	530N300102
galv. code	530G3008	530G30012	530G30015	530G30020	530G30026	530G30033	530G30040	530G30050	530G30066	530G30080	530G300102

NEW

530N/530G - Barrel nipple length 400 mm

Ø	1/2"	3/4"	1"	1"1/4	1"1/2	2"	2"1/2
pack	10	10	10	5	5	1	1
black code	530N40015	530N40020	530N40026	530N40033	530N40040	530N40050	530N40066
galv. code	530G40015	530G40020	530G40026	530G40033	530G40040	530G40050	530G40066

NEW

530N/530G - Barrel nipple length 500 mm

Ø	1/2"	3/4"	1"	1"1/4	1"1/2	2"	2"1/2
pack	10	10	10	5	5	1	1
black code	530N50015	530N50020	530N50026	530N50033	530N50040	530N50050	530N50066
galv. code	530G50015	530G50020	530G50026	530G50033	530G50040	530G50050	530G50066

NEW

530N/530G - Barrel nipple length 600 mm

Ø	1/2"	3/4"	1"	1"1/4	1"1/2	2"	2"1/2
pack	10	10	10	5	5	1	1
black code	530N60015	530N60020	530N60026	530N60033	530N60040	530N60050	530N60066
galv. code	530G60015	530G60020	530G60026	530G60033	530G60040	530G60050	530G60066

NEW

530N/530G - Barrel nipple length 700 mm

Ø	1/2"	3/4"	1"	1"1/4	1"1/2	2"	2"1/2
pack	10	10	10	5	5	1	1
black code	530N70015	530N70020	530N70026	530N70033	530N70040	530N70050	530N70066
galv. code	530G70015	530G70020	530G70026	530G70033	530G70040	530G70050	530G70066

NEW

530N/530G - Barrel nipple length 1000 mm

Ø	1/2"	3/4"	1"	1"1/4	1"1/2	2"	2"1/2
pack	10	10	10	5	5	1	1
black code	530N100015	530N100020	530N100026	530N100033	530N100040	530N100050	530N100066
galv. code	530G100015	530G100020	530G100026	530G100033	530G100040	530G100050	530G100066

PDF Eraser Free

Seamless pipe nipples

530AT3 - Welding half-nipple length 100 mm BW

Ø	3/8"	1/2"	3/4"	1"	1"1/4	1"1/2	2"	2"1/2	3"
pack	10	10	10	10	5	5	5	2	1
black code	530AT3N10012	530AT3N10015	530AT3N10020	530AT3N10026	530AT3N10033	530AT3N10040	530AT3N10050	530AT3N10066	530AT3N10080

530T3 - Barrel nipple length 100 mm

Ø	3/8"	1/2"	3/4"	1"	1"1/4	1"1/2	2"	2"1/2	3"
pack	10	10	10	10	5	5	5	2	1
black code	530T3N10012	530T3N10015	530T3N10020	530T3N10026	530T3N10033	530T3N10040	530T3N10050	530T3N10066	530T3N10080

530T3 - Barrel nipple length 150 mm

Ø	3/8"	1/2"	3/4"	1"	1"1/4	1"1/2	2"
pack	1	10	5	10	5	5	5
black code	530T3N15012	530T3N15015	530T3N15020	530T3N15026	530T3N15033	530T3N15040	530T3N15050

530T3 - Barrel nipple length 200 mm

Ø	3/8"	1/2"	3/4"	1"	1"1/4	1"1/2	2"	2"1/2	3"
pack	10	1	10	10	5	1	1	1	1
black code	530T3N20012	530T3N20015	530T3N20020	530T3N20026	530T3N20033	530T3N20040	530T3N20050	530T3N20066	530T3N20080

Sockets

MADN - Half-socket

Ø	1/4"	3/8"	1/2"	3/4"	1"	1"1/4	1"1/2	2"
pack	10	10	10	10	10	5	1	1
black code	MADN8	MADN12	MADN15	MADN20	MADN26	MADN33	MADN40	MADN50

MAN/MAG - Socket

Ø	1/8"	1/4"	3/8"	1/2"	3/4"	1"	1"1/4	1"1/2	2"	2"1/2	3"	4"
pack	1	1	10	10	10	10	5	5	5	1	1	1
black code	MAN5	MAN8	MAN12	MAN15	MAN20	MAN26	MAN33	MAN40	MAN50	MAN66	MAN80	MAN102
galv. code	MAG5	MAG8	MAG12	MAG15	MAG20	MAG26	MAG33	MAG40	MAG50	MAG66	MAG80	MAG102

MALN - Socket length 60 mm

Ø	3/8"	1/2"	3/4"	1"	1"1/4	1"1/2	2"
pack	10	10	10	10	5	5	1
black code	MALN6012	MALN6015	MALN6020	MALN6026	MALN6033	MALN6040	MALN6050

PDF Eraser Free

Stainless steel pipe nipples

Forged stainless steel nipples - 150 lbs

Mandatory packing applies

Excluded from 2014/68/EC Directive (art. 4, §3) - For all common fluids - Material: F316L body - BSP thread acc. to ISO 7.1 - PS: 20 bar - TS: -25°C/+180°C.

ISO 9001

2039 - Standard welding nipple BW

Ø	1/4"	3/8"	1/2"	3/4"	1"	1"1/4	1"1/2	2"	2"1/2	3"	4"
length (mm)	22	23	27	33	35	36	41	46	55	70	80
pack	10	10	10	10	5	5	5	5	1	1	1
code	2039002	2039003	2039004	2039005	2039006	2039007	2039008	2039009	2039010	2039011	2039012

2034 - Welding nipple - Length = 50 mm BW

Ø	1/4"	3/8"	1/2"	3/4"	1"	1"1/4	1"1/2	2"
pack	10	10	10	10	5	5	5	5
code	2034002	2034003	2034004	2034005	2034006	2034007	2034008	2034009

2042 - Welding nipple - Length = 100 mm BW

Ø	1/4"	3/8"	1/2"	3/4"	1"	1"1/4	1"1/2	2"
pack	10	10	10	10	5	5	5	5
code	2042002	2042003	2042004	2042005	2042006	2042007	2042008	2042009

2040 - Standard barrel nipple

Ø	1/4"	3/8"	1/2"	3/4"	1"	1"1/4	1"1/2	2"	2"1/2	3"	4"
length (mm)	40	40	60	60	60	80	80	100	100	120	120
pack	10	10	10	10	5	5	5	5	1	1	1
code	2040002	2040003	2040004	2040005	2040006	2040007	2040008	2040009	2040010	2040011	2040012

2038 - Barrel nipple length 100 mm

Ø	1/4"	3/8"	1/2"	3/4"	1"	1"1/4	1"1/2	2"
pack	10	10	10	10	5	5	5	5
code	2038002	2038003	2038004	2038005	2038006	2038007	2038008	2038009

2041 - Barrel nipple length 200 mm

Ø	1/4"	3/8"	1/2"	3/4"	1"	1"1/4	1"1/2	2"
pack	10	10	10	10	5	5	5	5
code	2041002	2041003	2041004	2041005	2041006	2041007	2041008	2041009

PDF Eraser Free

Forged stainless steel nipples - 150 lbs

Individual packing

Excluded from 2014/68/EC Directive (art. 4, §3) - For all common fluids - Material: F316L body - NPT thread acc. to ANSI B1.20.1 - PS: 20 bar.

ISO 9001

EM - Welding half-nipple BW

Ø	1/8"	1/4"	3/8"	1/2"	3/4"	1"	1"1/4	1"1/2	2"	2"1/2	3"	4"
length	22	22	23	27	33	35	36	41	46	55	60	80
code	EM5B	EM8B	EM12B	EM15B	EM20B	EM25B	EM32B	EM40B	EM50B	EM65B	EM80B	EM100B

EML - Welding half-nipple length 100 mm BW

Ø	1/4"	3/8"	1/2"	3/4"	1"	1"1/4	1"1/2	2"	2"1/2	3"	4"
code	EML8B	EML12B	EML15B	EML20B	EML25B	EML32B	EML40B	EML50B	EML65B	EML80B	EML100B

MC - Barrel nipple

Ø	1/4"	3/8"	1/2"	3/4"	1"	1"1/4	1"1/2	2"	2"1/2	3"	4"
length	36	39	42	50	56	58	62	74	80	100	120
code	MC8B	MC12B	MC15B	MC20B	MC25B	MC32B	MC40B	MC50B	MC65B	MC80B	MC100B

MCL - Barrel nipple length 100 mm

Ø	1/4"	3/8"	1/2"	3/4"	1"	1"1/4	1"1/2	2"	2"1/2	3"
code	MCL8B	MCL12B	MCL15B	MCL20B	MCL25B	MCL32B	MCL40B	MCL50B	MCL65B	MC80B

Forged hose nozzle fittings

Individual packing

Excluded from 2014/68/EC Directive (art. 4, 3) - For all common fluids - Material: F316L body - BSP thread acc. to ISO 7.1 - PS: 20 bar.

ISO 9001

AF - Hexagon female/hose

Ø	1/8"	1/4"	3/8"	1/2"	3/4"	1"	1"1/4	1"1/2	2"
length (mm)	28	33	39	44	50	52	59	75	89
code	AF5G	AF8G	AF12G	AF15G	AF20G	AF25G	AF32G	AF40G	AF50G

AM - Male/hose

Ø	1/8"	1/4"	3/8"	1/2"	3/4"	1"	1"1/4	1"1/2	2"	2"1/2	3"	4"
length (mm)	42	42	47	53	57	65	68	74	82	104	130	154
code	AM5G	AM8G	AM12G	AM15G	AM20G	AM25G	AM32G	AM40G	AM50G	AM65G	AM80G	AM100G

AL - Butt welding/hose

DN	5	8	12	15	20	25	32	40	50	65	80	100
length (mm)	30	30	35	40	40	45	55	55	60	80	100	120
code	AL5G	AL8G	AL12G	AL15G	AL20G	AL25G	AL32G	AL40G	AL50G	AL65G	AL80G	AL100G

ALD - Double hose

DN	5	8	12	15	20	25	32	40	50
length (mm)	46	46	55	60	60	75	90	90	96
code	ALD5G	ALD8G	ALD12G	ALD15G	ALD20G	ALD25G	ALD32G	ALD40G	ALD50G

PDF Eraser Free

Stainless steel socket welding fittings - S-first

Cast welding fittings - 150 lbs

Individual packing

Excluded from 2014/68/EC Directive (art. 4, §3) - For all common fluids - Material: CF8M body - PS: 20 bar.

ISO 9001

CFF - 90º welding elbow

Ø	1/2"	3/4"	1"	1"1/4	1"1/2	2"
code	CFF15SW	CFF20SW	CFF25SW	CFF32SW	CFF40SW	CFF50SW

CFF45 - 45º welding elbow

Ø	1/2"	3/4"	1"	1"1/4	1"1/2	2"
code	CFF4515SW	CFF4520SW	CFF4525SW	CFF4532SW	CFF4540SW	CFF4550SW

TE - Welding tee

Ø	1/2"	3/4"	1"	1"1/4	1"1/2	2"
code	TE15SW	TE20SW	TE25SW	TE32SW	TE40SW	TE50SW

M - Welding socket

Ø	1/2"	3/4"	1"	1"1/4	1"1/2	2"
length (mm)	34	36	43	48	48	56
code	M15SW	M20SW	M25SW	M32SW	M40SW	M50SW

Stainless steel threaded fittings - S-first

Cast threaded fittings - 150 lbs

Mandatory packing applies

Excluded from 2014/68/UE Directive (art. 4, §3) - For all common fluids - Material: CF8M body - BSP thread acc. to ISO 7.1 - PS: 20 bar - TS: -25°C/+180°C.

ISO 9001

2070 - 90° equal elbow female/female

Ø	1/8"	1/4"	3/8"	1/2"	3/4"	1"	1"1/4	1"1/2	2"
pack	10	10	10	10	10	5	5	5	5
code	2070001	2070002	2070003	2070004	2070005	2070006	2070007	2070008	2070009

2072 - 90° equal street elbow male/female

Ø	1/8"	1/4"	3/8"	1/2"	3/4"	1"	1"1/4	1"1/2	2"
length (mm)	26	28	30	34	38,5	45	52,5	56	68,5
pack	10	10	10	10	10	5	5	5	5
code	2072001	2072002	2072003	2072004	2072005	2072006	2072007	2072008	2072009

2071 - Equal tee female

Ø	1/8"	1/4"	3/8"	1/2"	3/4"	1"	1"1/4	1"1/2	2"
length (mm)	34	38	46	50	55	66	80	86	104
pack	10	10	10	10	10	5	5	5	5
code	2071001	2071002	2071003	2071004	2071005	2071006	2071007	2071008	2071009

2073 - Reducing socket female/female

Ø	1/4"-1/8"	3/8"-1/4"	1/2"-3/8"	3/4"-1/2"	1"-3/4"	1"1/4-1"	1"1/2-1"1/4	2"-1"1/2
length (mm)	25,5	29	31	33,5	38	41	45,5	49
pack	10	10	10	10	10	5	5	5
code	2073002	2073003	2073004	2073005	2073006	2073007	2073008	2073009

PDF Eraser Free

2074 - Double reducing socket female/female

Ø	3/8"-1/8"	1/2"-1/4"	3/4"-3/8"	1"-1/2"	1"1/4-3/4"	1"1/2-1"	2"-1"1/4
length (mm)	29	31	33,5	38	41	45,5	49
pack	10	10	10	5	5	5	5
code	2074003	2074004	2074005	2074006	2074007	2074008	2074009

2075 - Reducing bush

Ø	1/4"-1/8"	3/8"-1/4"	1/2"-3/8"	3/4"-1/2"	1"-3/4"	1"1/4-1"	1"1/2-1"1/4	2"-1"1/2
length (mm)	16	16,5	19,5	21	24	27,5	28,5	32
pack	10	10	10	10	5	5	5	5
code	2075002	2075003	2075004	2075005	2075006	2075007	2075008	2075009

NEW

Ø	2"1/2-2"	3"-2"1/2	4"-3"
length (mm)	37	42	47
pack	1	1	1
code	RMF6550G	RMF8065G	RMF10080G

2078 - Double/triple reducing bush

NEW

Ø	3/8"-1/8"	1/2"-1/4"	3/4"-3/8"	1"-1/2"	1"1/4-3/4"	1"1/2-1"	2"-1"1/4	2"1/2-1"1/4
length (mm)	16,5	19,5	21	24	27,5	28,5	32	37
pack	10	10	10	5	5	5	5	1
code	2078003	2078004	2078005	2078006	2078007	2078008	2078009	RMF6532G

NEW

Ø	2"1/2-1"1/2	3"-2"	4"-2"	4"-2"1/2
length (mm)	37	42	47	47
pack	1	1	1	1
code	RMF6540G	RMF8050G	RMF10050G	RMF10065G

2085 - Reducing hexagonal nipple

Ø	1/4"-1/8"	3/8"-1/4"	1/2"-3/8"	3/4"-1/2"	1"-3/4"	1"1/4-1"	1"1/2-1"1/4	2"-1"1/2
length (mm)	22,5	24	30,5	35,5	39,5	45	47,5	52,5
pack	10	10	10	10	5	5	5	5
code	2085002	2085003	2085004	2085005	2085006	2085007	2085008	2085009

2086 - Double reducing hexagonal nipple

Ø	3/8"-1/8"	1/2"-1/4"	3/4"-3/8"	1"-1/2"	1"1/4-3/4"	1"1/2-1"	2"-1"1/4
length (mm)	24	29,5	32	38,5	42,5	45	52,5
pack	10	10	10	5	5	5	5
code	2086003	2086004	2086005	2086006	2086007	2086008	2086009

2087 - Reducing socket female/male

Ø	1/4"-1/8"	3/8"-1/4"	1/2"-3/8"	3/4"-1/2"	1"-3/3/4"	1"1/4-1"	1"1/2-1"1/4	2"-1"1/2
length (mm)	25	28	32	37	41,5	47	49,5	54
pack	10	10	10	10	10	5	5	5
code	2087002	2087003	2087004	2087005	2087006	2087007	2087008	2087009

2084 - Equal hexagonal nipple

NEW NEW

Ø	1/8"	1/4"	3/8"	1/2"	3/4"	1"	1"1/4	1"1/2	2"	2"1/2	3"
length (mm)	20	25	27	34	36,5	42	47,5	47,5	57	74	86
pack	10	10	10	10	10	5	5	5	5	1	1
code	2084001	2084002	2084003	2084004	2084005	2084006	2084007	2084008	2084009	MH65G	MH80G

PDF Eraser Free

2088 - Hose nozzle male

Ø	1/4"	3/8"	1/2"	3/4"	1"	1"1/4	1"1/2	2"
Ø hose	9	11,5	15	20	27	33	39,5	52
length (mm)	34,5	41	48,5	58	67	70	74	83
pack	10	10	10	10	5	5	5	5
code	2088002	2088003	2088004	2088005	2088006	2088007	2088008	2088009

2076 - Hexagonal plug

Ø	1/2"	3/4"	1"	1"1/4	1"1/2	2"
length (mm)	19,5	21	24	27	27	32
pack	10	10	5	5	5	5
code	2076004	2076005	2076006	2076007	2076008	2076009

2077 - Plain hexagonal plug

Ø	1/8"	1/4"	3/8"	1/2"	3/4"	1"	1"1/4	1"1/2	2"
Heigth (mm)	12	14,5	16	19,5	21	24	27	27	32
pack	10	10	10	10	10	5	5	5	5
code	2077001	2077002	2077003	2077004	2077005	2077006	2077007	2077008	2077009

2090 - Hexagonal cap

Ø	1/4"	3/8"	1/2"	3/4"	1"	1"1/4	1"1/2	2"
length (mm)	14	14,5	18,5	19	22	25	25	30
pack	10	10	10	10	5	5	5	5
code	2090002	2090003	2090004	2090005	2090006	2090007	2090008	2090009

2089 - Hexagonal backnut

Ø	1/8"	1/4"	3/8"	1/2"	3/4"	1"	1"1/4	1"1/2	2"
length (mm)	5	6	6	7	7	9	11	11	13
pack	10	10	10	10	10	5	5	5	5
code	2089001	2089002	2089003	2089004	2089005	2089006	2089007	2089008	2089009

Stainless steel threaded fittings

Cast threaded fittings - 150 lbs

Mandatory packing applies

Excluded from 2014/68/EU Directive (art. 4, §3) - For all common fluids from Group 2 & liquids from Group 1 - Material: CF8M body - BSP thread acc. to ISO 7.1 except 2017 & 2015 - PS: 20 bar - TS: -25°C/+180°C.

ISO 9001

2017 - Half socket

Ø	1/8"	1/4"	3/8"	1/2"	3/4"	1"	1"1/4	1"1/2	2"
length (mm)	10	11	13	16	18	20	22	23	27
pack	10	10	10	10	10	5	5	5	5
code	2017001	2017002	2017003	2017004	2017005	2017006	2017007	2017008	2017009

2015 - Equal socket

Ø	1/8"	1/4"	3/8"	1/2"	3/4"	1"	1"1/4	1"1/2	2"	2"1/2	3"	4"
length (mm)	17	25	26,5	34	36	43	48	48	56	65	71	83
pack	10	10	10	10	10	5	5	5	5	1	1	1
code	2015001	2015002	2015003	2015004	2015005	2015006	2015007	2015008	2015009	2015010	2015011	2015012

Stainless steel fittings

PDF Eraser Free

2001 - 90° equal elbow female/female

Ø	1/8"	1/4"	3/8"	1/2"	3/4"	1"	1"1/4	1"1/2	2"	2"1/2	3"	4"
pack	10	10	10	10	10	5	5	5	5	1	1	1
code	2001001	2001002	2001003	2001004	2001005	2001006	2001007	2001008	2001009	2001010	2001011	2001012

2010 - 90° equal street elbow male/female

Ø	1/8"	1/4"	3/8"	1/2"	3/4"	1"	1"1/4	1"1/2	2"	2"1/2	3"
pack	10	10	10	10	10	5	5	5	5	1	1
code	2010001	2010002	2010003	2010004	2010005	2010006	2010007	2010008	2010009	2010010	2010011

2003 - Equal tee female

Ø	1/8"	1/4"	3/8"	1/2"	3/4"	1"	1"1/4	1"1/2	2"	2"1/2	3"	4"
pack	10	10	10	10	10	5	5	5	5	1	1	1
code	2003001	2003002	2003003	2003004	2003005	2003006	2003007	2003008	2003009	2003010	2003011	2003012

2002 - Equal cross female

Ø	1/8"	1/4"	3/8"	1/2"	3/4"	1"	1"1/4	1"1/2	2"
pack	10	10	10	10	10	10	5	5	5
code	2002001	2002002	2002003	2002004	2002005	2002006	2002007	2002008	2002009

2013 - Reducing socket female/female

Ø	1/4"-1/8"	3/8"-1/4"	1/2"-3/8"	3/4"-1/2"	1"-3/4"	1"1/4-1"	1"1/2-1"1/4	2"-1"1/2
pack	10	10	10	10	10	5	5	5
code	2013002	2013003	2013004	2013005	2013006	2013007	2013008	2013009

2014 - Double reducing socket female/female

Ø	3/8"-1/8"	1/2"-1/4"	3/4"-3/8"	1"-1/2"	1"1/4-3/4"	1"1/2-1"	2"-1"1/4
pack	10	10	10	5	5	5	5
code	2014003	2014004	2014005	2014006	2014007	2014008	2014009

2021 - Reducing bush

Ø	1/4"-1/8"	3/8"-1/4"	1/2"-3/8"	3/4"-1/2"	1"-3/4"	1"1/4-1"	1"1/2-1"1/4	2"-1"1/2
pack	10	10	10	10	5	5	5	5
code	2021002	2021003	2021004	2021005	2021006	2021007	2021008	2021009

2024 - Double reducing bush

Ø	3/8"-1/8"	1/2"-1/4"	3/4"-3/8"	1"-1/2"	1"1/4-3/4"	1"1/2-1"	2"-1"1/4
pack	10	10	10	5	5	5	5
code	2024003	2024004	2024005	2024006	2024007	2024008	2024009

2031 - Reducing hexagonal nipple

Ø	1/4"-1/8"	3/8"-1/4"	1/2"-3/8"	3/4"-1/2"	1"-3/4"	1"1/4-1"	1"1/2-1"1/4	2"-1"1/2
pack	10	10	10	10	5	5	5	5
code	2031002	2031003	2031004	2031005	2031006	2031007	2031008	2031009

PDF Eraser Free

2032 - Double reducing hexagonal nipple

Ø	3/8"-1/8"	1/2"-1/4"	3/4"-3/8"	1"-1/2"	1"1/4-3/4	1"1/2-1"	2"-1"1/4
pack	10	10	10	5	5	5	5
code	2032003	2032004	2032005	2032006	2032007	2032008	2032009

2033 - Reducing socket female > male

Ø	1/4"-1/8"	3/8"-1/4"	1/2"-3/8"	3/4"-1/2"	1"-3/4"	1"1/4-1"	1"1/2-1"1/4	2"-1"1/2
pack	10	10	10	10	10	5	5	5
code	2033002	2033003	2033004	2033005	2033006	2033007	2033008	2033009

2030 - Equal hexagonal nipple

Ø	1/8"	1/4"	3/8"	1/2"	3/4"	1"	1"1/4	1"1/2	2"
pack	10	10	10	10	10	5	5	5	5
code	2030001	2030002	2030003	2030004	2030005	2030006	2030007	2030008	2030009

2035 - Hose nozzle male

Ø	1/4"	3/8"	1/2"	3/4"	1"	1"1/4	1"1/2	2"
hose	8	10	13	20	25	32	40	52
pack	10	10	10	10	5	5	5	5
code	2035002	2035003	2035004	2035005	2035006	2035007	2035008	2035009

2022 - Hexagonal plug

Ø	1/2"	3/4"	1"	1"1/4	1"1/2	2"
pack	10	10	5	5	5	5
code	2022004	2022005	2022006	2022007	2022008	2022009

2023 - Plain hexagonal plug

Ø	1/8"	1/4"	3/8"	1/2"	3/4"	1"	1"1/4	1"1/2	2"
pack	10	10	10	10	10	5	5	5	5
code	2023001	2023002	2023003	2023004	2023005	2023006	2023007	2023008	2023009

2020 - Square head plain plug

Ø	1/8"	1/4"	3/8"	1/2"	3/4"	1"	1"1/4	1"1/2	2"
pack	10	10	10	10	10	10	5	5	5
code	2020001	2020002	2020003	2020004	2020005	2020006	2020007	2020008	2020009

2037 - Hexagonal cap

Ø	1/4"	3/8"	1/2"	3/4"	1"	1"1/4	1"1/2	2"
pack	10	10	10	10	5	5	5	5
code	2037002	2037003	2037004	2037005	2037006	2037007	2037008	2037009

2036 - Hexagonal backnut

Ø	1/8"	1/4"	3/8"	1/2"	3/4"	1"	1"1/4	1"1/2	2"
pack	10	10	10	10	10	10	5	5	5
code	2036001	2036002	2036003	2036004	2036005	2036006	2036007	2036008	2036009